

1.000 HEX  
TURN CORNERS TO  
Ø 1.094

1/4-28 UNF-2B  $\nabla$  .28

Ø 1.250

Ø .125 X 90° DRILL POINT  
6 PLCS

Ø .630  
R.040  
Ø .4375  
.156  
6 PLCS

1/16-12 UN-2A

30°

.382

.125

.625

1.430  
MIDDLE  
CLAMPING  
STROKE

45°  
TYP

2.118

Ø .935

.540

2.011

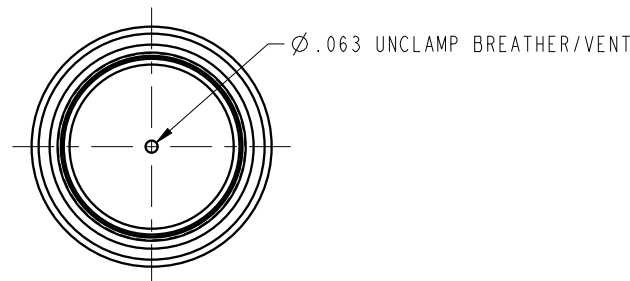
1.540

.800

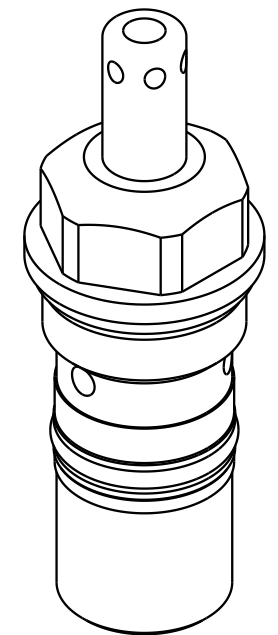
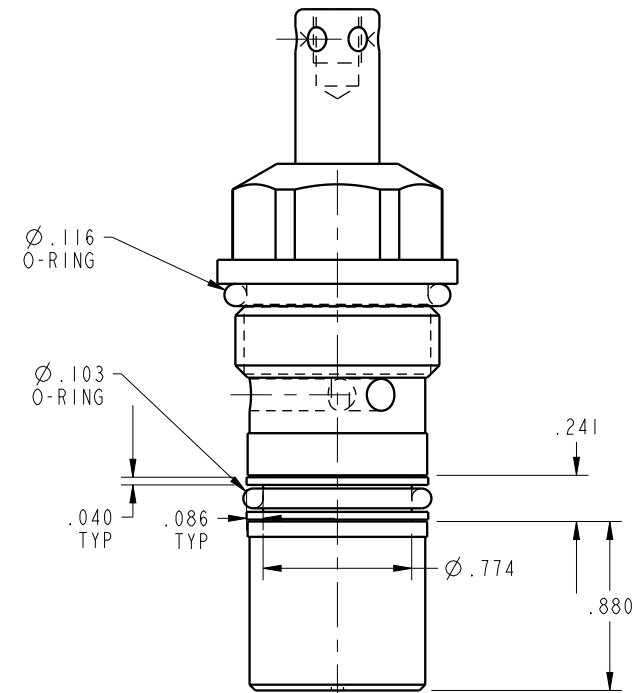
45° X .030

Ø .915

Ø .166 CLAMP PORT -3 HOLES



Ø .063 UNCLAMP BREATH/VENT



ILC14110501R REV D ECN 2510

CAD CONTROL  
DRAWING



VEKTEK, INC.  
1334 E. SIXTH AVE. P.O. BOX 625  
EMPORIA, KS. 66801 U.S.A.

D	2510	RELEASED	JDW	04/08/13	14110501R	A	SC, HS, CM, SA, 450, RH
REV	IN ACCORDANCE WITH ECN	EFFECTIVE DATE	REVISED BY	DATE	REFERENCE MODEL	REF REV	
DRW BY:	K. ROEMER	DRAWING STATUS: <b>Released</b>			TOLERANCES DO NOT APPLY DIMENSIONS ARE NOMINAL		SIZE B
DATE:	03/28/08	PRODUCTION APPROVED FOR RELEASED STATUS ONLY					ILC14110501R REV D

FORM FEG036, Rev. B

SHEET 1 OF 1