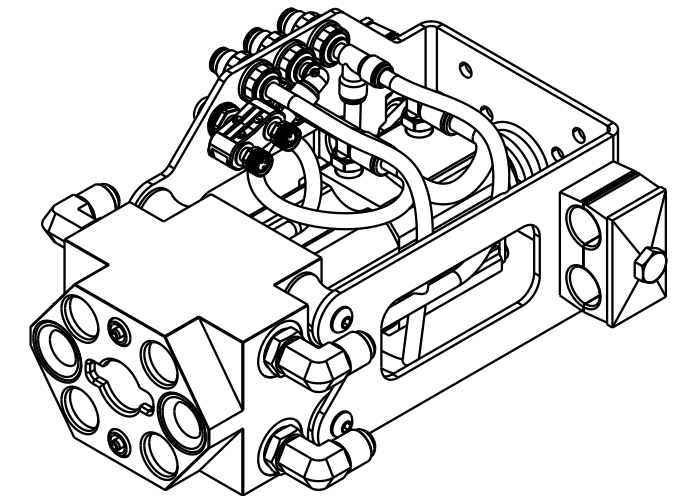
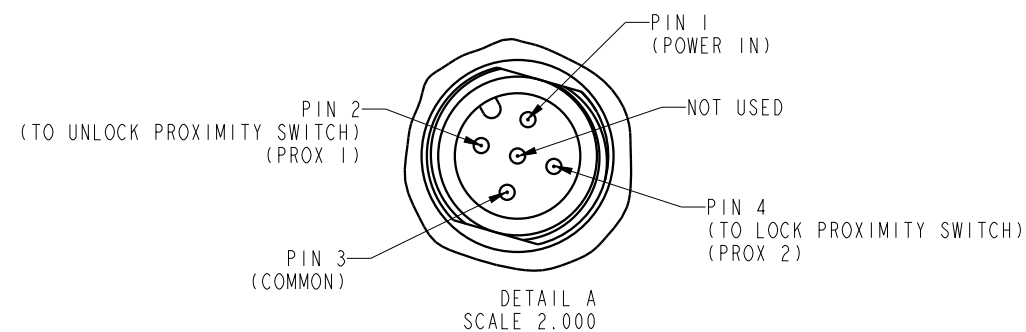
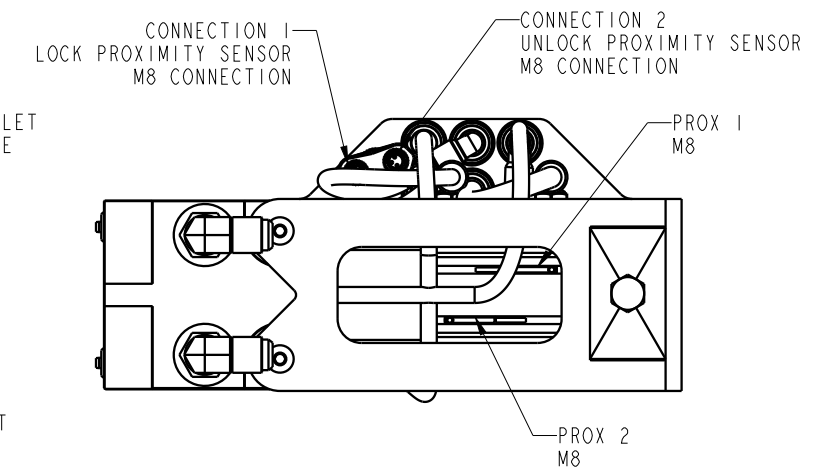
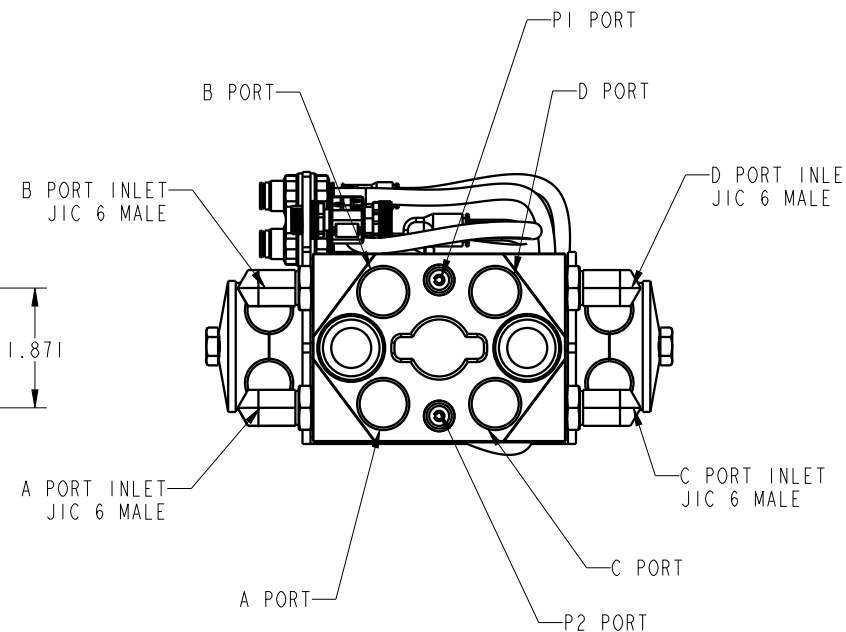
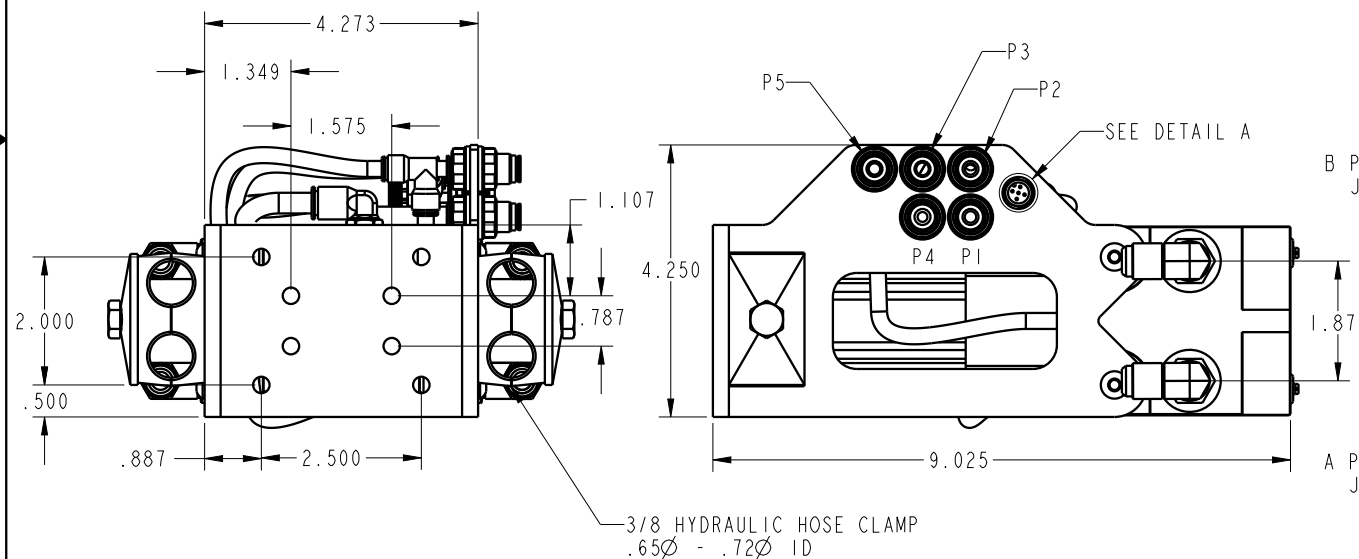


PNEUMATIC PORT INFORMATION		
PORT#	TYPE	DESCRIPTION
P1	1/4 PUSH FITTING	AIR PASS THRU 1
P2	1/4 PUSH FITTING	AIR PASS THRU 2
P3	1/4 PUSH FITTING	USED TO RETRACT INTERNAL CYLINDER UNLOCKING AUTO COUPLER FROM PALLET RECEIVER USED DURING AUTO COUPLER RETRACTION.
P4	1/4 PUSH FITTING	USED TO EXTEND INTERNAL CYLINDER LOCKING AUTO COUPLER TO PALLET RECEIVER USED DURING AUTO COUPLER EXTENSION.
P5	1/4 PUSH FITTING	COUPLING SURFACE BLOW OFF PORT. THIS PORT BLOWS AIR PAST THE ALIGNING PINS CLEARING THE AUTO COUPLER/PALLET RECEIVER MATING SURFACE DURING THE COUPLING PROCEDURE.



ILC56001010 REV A ECN#5109



CAD CONTROL DRAWING		
	VEKTEK, INC. 1334 E. SIXTH AVE. P.O. BOX 625 EMPORIA, KS. 66801 U.S.A.	

A	5109	RELEASE	BDC	7/31/23	ILC56001010	A	ILC, ASSY, AUTO COUPLER
REV	IN ACCORDANCE WITH ECN	EFFECTIVE DATE	REVISED BY	DATE	REFERENCE MODEL	REF REV	
DRW BY:	BDC	DRAWING STATUS: Released			TOLERANCES DO NOT APPLY	SIZE	ILC56001010
DATE:	7/31/23	PRODUCTION APPROVED FOR RELEASED STATUS ONLY			DIMENSIONS ARE NOMINAL	B	REV A

FORM FEG036, Rev. B