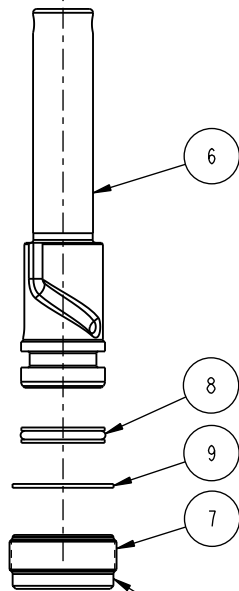
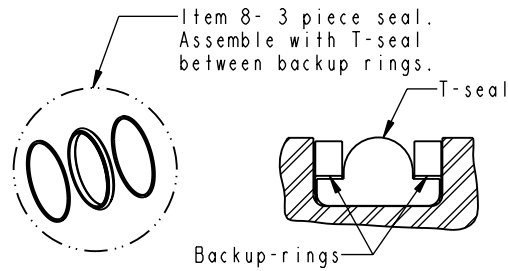
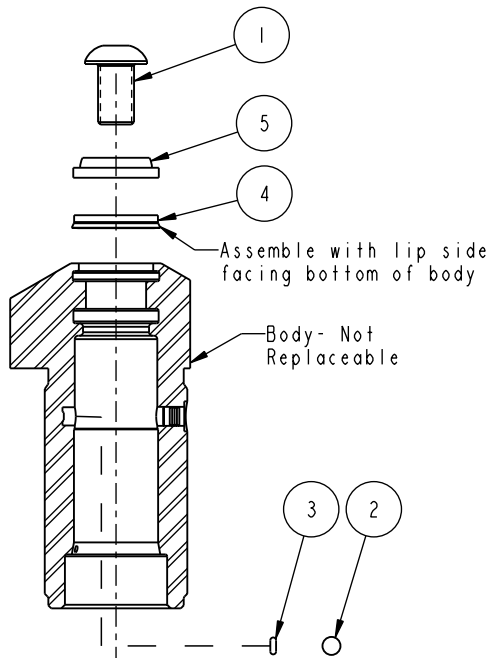


Lubricate all seals with clean hydraulic fluid prior to assembly.
Do Not Use Silicone Based Lubricants.



60-1502-09 Standard Seal Kit	6V-1502-09 Fluorocarbon Seal Kit
39-T550-02	39-T550-02
39-H100-18	39-V100-18
39-0100-20	39-V100-20
39-0110-23	39-0530-01
23-6000-11	23-6000-11
39-0000-19	39-0510-06

No.	QTY	PART No.	DESCRIPTION
9	1	39T55002	GASKET
8	1	39H10018	SEAL, T, PISTON, 11/16 X 5/32 X 7/8
7	1	81530901	RETAINER, SC, 1100
6	1	81510901	PLUNGER, SC, 1100#
5	1	39011023	SEAL, WIPER, SNAP-IN, (5/8)
4	1	39010020	SEAL, BEVEL W/ HEEL INSERT, 5/8x1/8x7/8
3	1	39000019	O-RING
2	1	23600011	BALL, STEEL, ALLOY, .187
1	1	21410009	BUTTON HEAD CAP SCREW

PARTS LIST



VEKTEK, INC.
1334 E. SIXTH AVE. P.O. BOX 625
EMPORIA, KS. 66801 U.S.A.

Model Number
15-0209-08
15-0209-08F

PARTS LIST, ASSY, SC, TB, 1100, DA

SIZE
A

PL-1503

REV
J

SHEET 1 OF 1

J	2109	RELEASE	MES	10-12-09
REV	IN ACCORDANCE WITH ECN	EFFECTIVE DATE	REVISED BY	DATE
DRW BY: VANDALSEM	DRAWING STATUS: Released			
DATE: 4-7-87	PRODUCTION APPROVED FOR RELEASED STATUS ONLY			

FORM FEG035_PL_ASIZE, REV. A