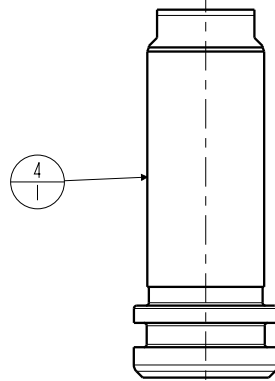
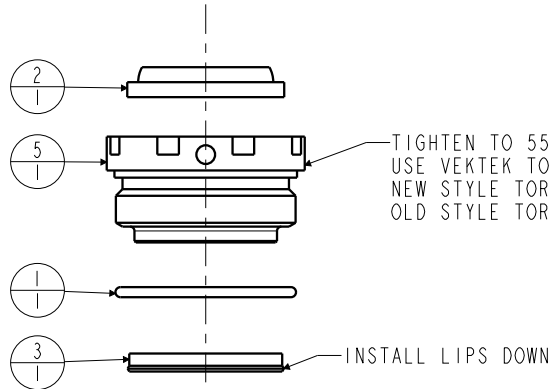
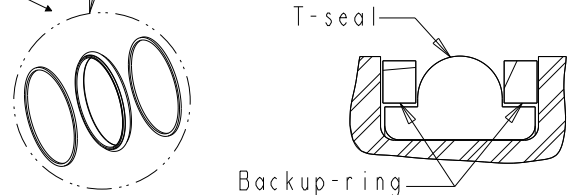


LUBRICATE ALL SEALS WITH CLEAN HYDRAULIC OIL PRIOR TO ASSEMBLY.
DO NOT USE SILICONE BASED LUBRICANTS.



T-SEAL
INSTALLATION INFO

3 piece seal
Assemble with T-seal
between backup rings.



BODY,
NOT A REPLACEMENT PART

N/A	N/A	6V200209	SEAL KIT, FKM		NOTED
N/A	N/A	60200210	SEAL KIT, STANDARD		NOTED
6	1	39H10017	SEAL, T, (13/16 X 5/32 X 1)	X	39V10017
5	1	82031002	GLAND, CYL, 3900 & 17.8 KN		
4	1	82011005	PISTON, CYL, 3900, 1 STRK		
3	1	39011045	SEAL, LL, (13/16 X 1/8 X 1/8 X 1-1/16)	X	39012005
2	1	39011018	WIPER, SNAP-IN, (13/16)	X	39012008
1	1	39001011	O-RING, (-024)	X	39012013
No.	QTY	PART No.	DESCRIPTION	Std. Seal Kit	FKM Seal Kit

PARTS LIST



VEKTEK, INC.
1334 E. SIXTH AVE. P.O. BOX 625
EMPORIA, KS. 66801 U.S.A.

(WEIGHT 1.799 LBS)

G	4312	RELEASE	JDW	04/14/21
REV	IN ACCORDANCE WITH ECN	EFFECTIVE DATE	REVISED BY	DATE
DRW BY:	JACOB	DRAWING STATUS: Released		
DATE:	07/06/90	PRODUCTION APPROVED FOR RELEASED STATUS ONLY		

ASSEMBLIES AFFECTED
20021001
20021001F

PARTS LIST, ASSY, CYL, TB, 3900, 1.0 STRK, DA	
SIZE A	PL2049
REV G	

FORM FEG035_PL_ASIZE, REV. B

SHEET 1 OF 1