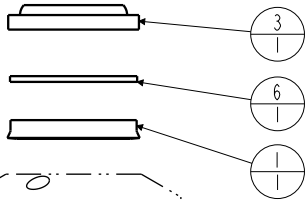
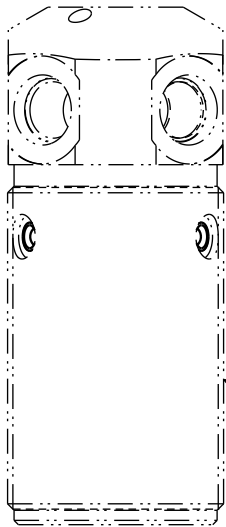


LUBRICATE ALL SEALS WITH CLEAN HYDRAULIC OIL PRIOR TO ASSEMBLY. DO NOT USE SILICONE BASED LUBRICANTS.



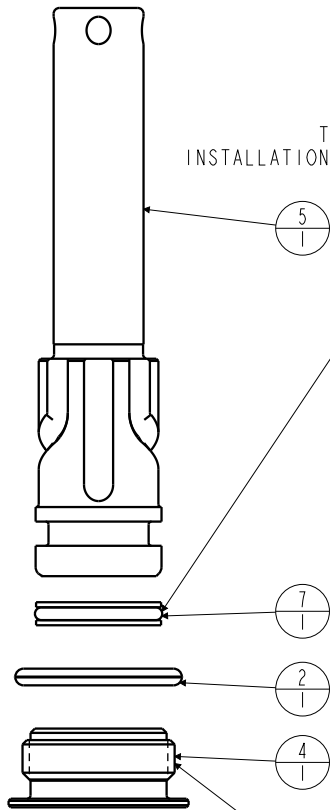
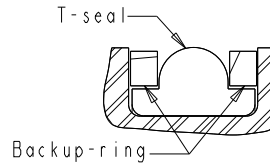
INSTALL WITH LIPS DOWN



BODY, NOT A REPLACEMENT PART

T-SEAL INSTALLATION INFO

3 piece seal Assemble with T-seal between backup rings.



TIGHTEN TO 30 FT-LBS TORQUE.

N/A	N/A	60250204	KIT, SEAL, FKM	N/A	NOTED
N/A	N/A	6V250204	KIT, SEAL, STANDARD	NOTED	N/A
7	1	39H10018	SEAL,T, (11/16 X 5/32 X 7/8)	X	39V10018
6	1	39F54001	BU RING, (-208 CUSTOM)	X	39F54001
5	1	81510901	PLUNGER, SC, 1100#		
4	1	81400029	RETAINER, SC, HS, 1100		
3	1	39053001	WIPER, SNAP-IN, (5/8)	X	39053001
2	1	39051031	O-RING, (-912)	X	39051031
1	1	39010020	SEAL,BEVEL W/HEEL INSERT,5/8 x 1/8 x 7/8	X	39V10020
No.	QTY	PART No.	DESCRIPTION	STANDARD SEAL KIT	FKM SEAL KIT

PARTS LIST



VEKTEK, INC.  
1334 E. SIXTH AVE. P.O. BOX 625  
EMPORIA, KS. 66801 U.S.A.

ASSEMBLIES AFFECTED  
25020909  
25020909F

PARTS LIST, ASSY,CYL,PP,TB,3000/1400

SIZE A PL2516

REV A

SHEET 1 OF 1

A	4432	RELEASE	NPETERS	5/13/21
REV	IN ACCORDANCE WITH ECN	EFFECTIVE DATE	REVISED BY	DATE
DRW BY:	NPETERS	<b>DRAWING STATUS: Released</b>		
DATE:	5/13/21	PRODUCTION APPROVED FOR RELEASED STATUS ONLY		

FORM FEG035\_PL\_ASIZE, REV. B