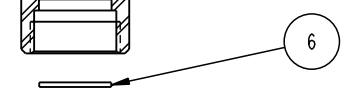
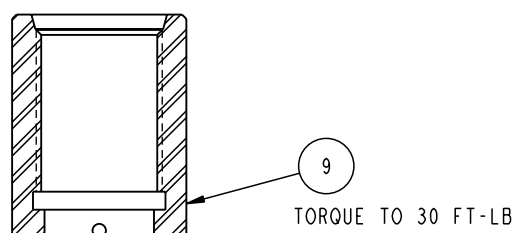
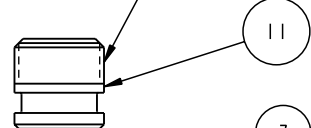


Lubricate all seals with clean hydraulic oil prior to assembly.  
DO NOT USE SILICONE BASED LUBRICANTS



Apply one drop of medium strength thread locker (blue)  
Tighten to 30 ft lb torque



SECTION A-A

Repair Kit 60-7050-00	
39-0000-29	
70-5400-21	
39-0200-11	
39-0500-08	
39-0100-33	

No.	QTY	PART No.	DESCRIPTION
11	1	87054070	FITTING, END, PLV
10	1	87054030	STOP, SPRING, PLV
9	1	87054000	BODY, CARTRIDGE, PLV
8	1	70540021	ASSEMBLY, POPPET
7	1	39050008	O-RING
6	1	39020011	WASHER, COPPER, .360 X .500 X .032
5	1	39010033	RING, BU, (-014)
4	1	39000029	O-RING
3	1	30601199	PLUG, SOCH, SAE 10
2	1	23314007	SPRING, COMPRESSION, DIE
1	1	21440004	SHSS, HOLLOW

**PARTS LIST**



VEKTEK, INC.  
1334 E. SIXTH AVE. P.O. BOX 625  
EMPORIA, KS. 66801 U.S.A.

Model Numbers  
70-5430-07

ASSY, CARTRIDGE, PLV, 1000-3500 PSI

SIZE A  
PL-7007

REV D

D	1678	RELEASE	GLR	03/22/07
REV	IN ACCORDANCE WITH ECN	EFFECTIVE DATE	REVISED BY	DATE
DRW BY:	DRAWING STATUS: <b>RELEASED</b>			
DATE:	PRODUCTION APPROVED FOR RELEASED STATUS ONLY			



VEKTEK, INC.  
1334 E. SIXTH AVE.  
P.O. BOX 625  
EMPORIA, KS. 66801  
U.S.A.

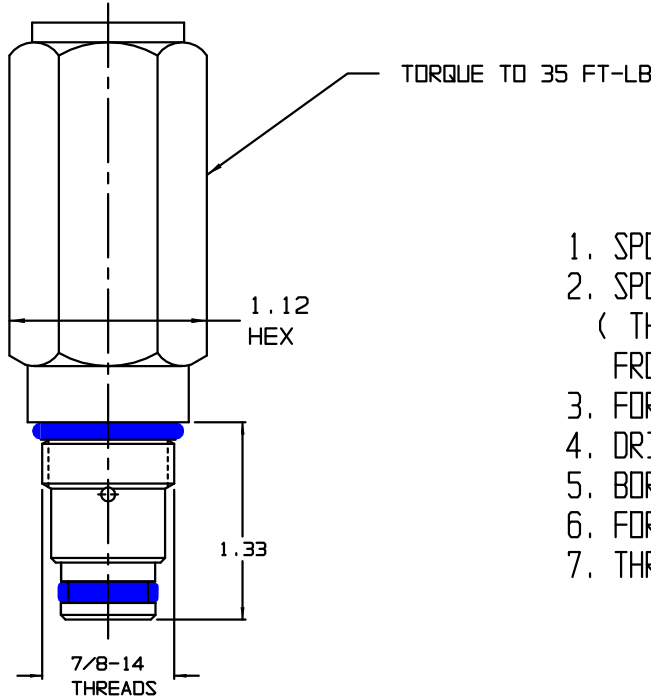
# INSTALLATION INSTRUCTIONS

IS7002  
REV. C ECN 2567  
PAGE 1 OF 1

CAVITY DIMENSIONS FOR  
P.L.V. AND P.R.V.

DRAWN/DATE  
JDW  
4-20-05

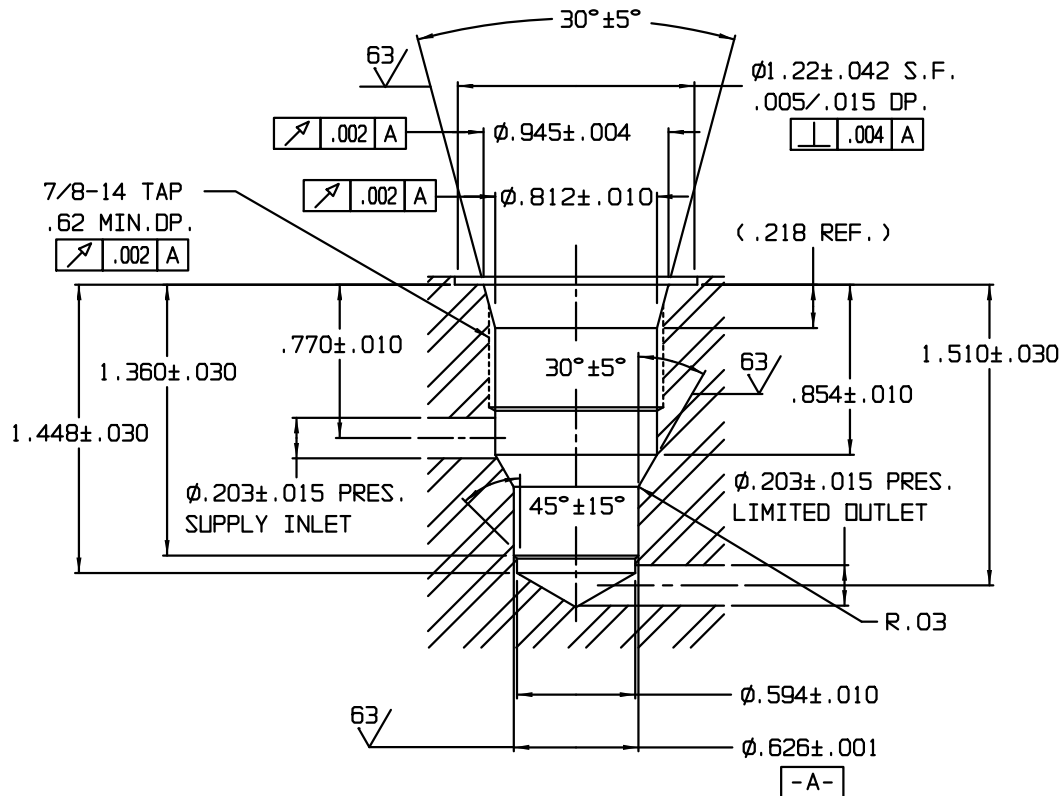
NOTE: THERE IS NO STANDARD PORTING TOOL AVAILABLE FOR THIS CAVITY.



PRESSURE LIMITING VALVE CARTRIDGE  
70-5430-06; 70-5430-07; 70-5430-08

### RECOMMENDED TOOLING SEQUENCE

1. SPOT DRILL TO  $\phi .460 \pm .030$
2. SPOTFACE  $\phi 1.22 \pm .042$  TO  $.010 \pm .005$  DEEP.  
( THE FOLLOWING DEPTHS ARE DIMENSIONED FROM THE  $\phi 1.22$  SPOTFACE SURFACE )
3. FORM  $\phi .812 \pm .010$  TO  $.854 \pm .010$  DEEP AND  $30^\circ \pm 5^\circ$ .
4. DRILL  $\phi .594 \pm .010$  TO  $1.448 \pm .030$  DEEP.
5. BORE DR REAM  $\phi .626 \pm .001$  TO  $1.360 \pm .030$  DEEP.
6. FORM  $30^\circ \pm 5^\circ$  ANGLE AT  $\phi .945 \pm .004$  (  $.218$  DEEP REFERENCE ).
7. THREAD  $7/8-14$  TO  $.620$  MINIMUM FULL THREAD DEPTH.



PRESSURE LIMITING AND PRESSURE REDUCING VALVE CARTRIDGE  
CAVITY DIMENSIONS FOR MACHINING WITHOUT PORT TOOL