



VEKTEK, INC.  
1334 E. SIXTH AVE.  
P.O. BOX 625  
EMPORIA, KS. 66801  
U.S.A

# PARTS LIST

**PL-7086**

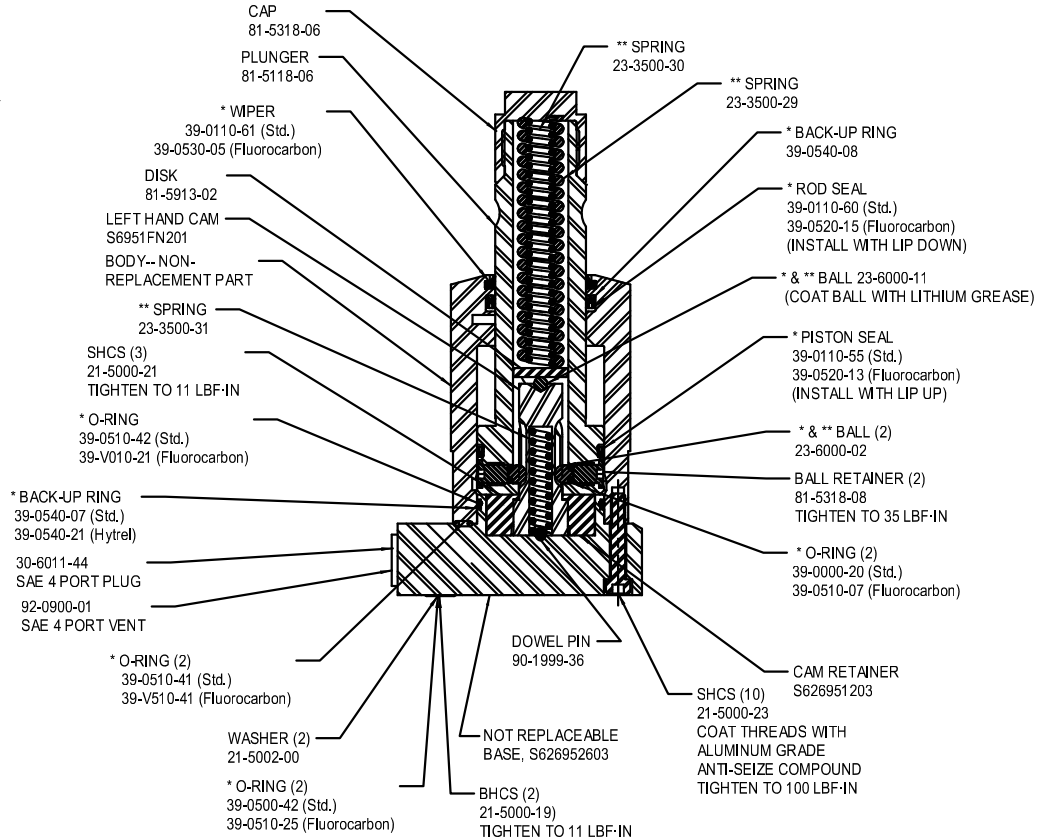
REV N  
ECN 2503

ASSEMBLIES AFFECTED: 15-2718-01  
15-2718-01F

DRAWN/DATE  
ROMINE  
09/29/00

ASSY, SC, LP, BF, 5000, SA, LH

UNIT WITH PLUNGER CLUTCH  
MODELS THAT APPLY  
15-2718-01 , Revision D & Earlier  
15-2718-01F , Revision D & Earlier



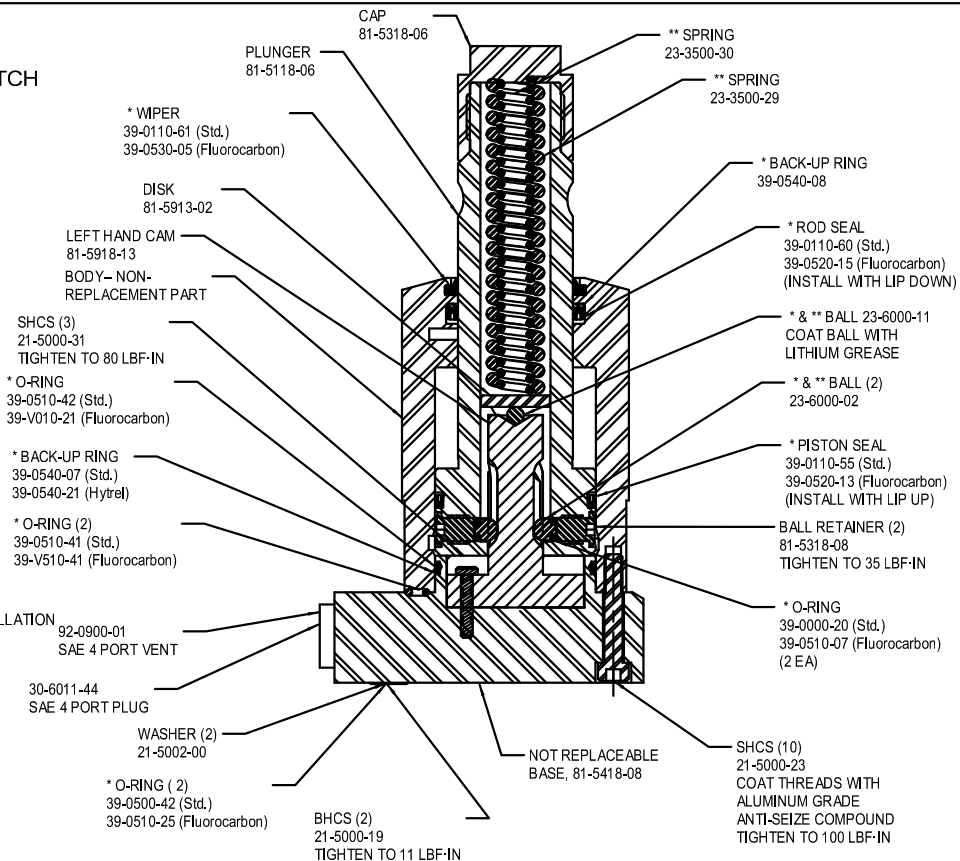
\* INCLUDED IN SEAL KIT No. (Std.) 60-7110-09  
(Fluorocarbon) 6V-7110-09  
\*\* INCLUDED IN SPRING KIT No. 61-7040-03

APPLY LUBRICANT TO ALL SEALS  
PRIOR TO INSTALLATION  
DO NOT USE SILICONE TYPE LUBRICANTS.

ALSO AVAILABLE:  
IS-1505 INSTRUCTION SHEET

ASSY, SC, LP, BF, 5000, SA, LH

UNIT WITHOUT PLUNGER CLUTCH  
AS OF 11/09/04  
MODELS THAT APPLY  
15-2718-01 , Revision E & Later  
15-2718-01F , Revision E & Later



ALSO AVAILABLE:  
IS-1505 INSTRUCTION SHEET

APPLY LUBRICANT TO ALL SEALS PRIOR TO INSTALLATION  
DO NOT USE SILICONE TYPE LUBRICANTS.

\* INCLUDED IN SEAL KIT No. (Std.) 60-7110-09  
(Fluorocarbon) 6V-7110-09  
\*\* INCLUDED IN SPRING KIT No. 61-7040-08

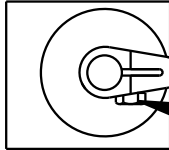
**1**      **2**

**READ ALL INSTRUCTIONS BEFORE INSTALLING ARMS  
FAILURE TO FOLLOW INSTALLATION INSTRUCTIONS  
WILL VOID PRODUCT WARRANTY !**

**-Installing or Positioning of Low Profile Swing Clamp Arms-**

**NOTE: If the arm is already installed on the plunger,  
loosen the cap screw.**

**CAUTION: Never attempt to rotate the arm before loosening  
the cap screw. This can damage the plunger rotating mechanism.**



- 1. Rotate the arm to the desired radial position.**
- 2. Tighten to the torque specification listed below.**

MODEL	TORQUE ft-lb	TORQUE N-m
5000lb & 22Kn	115 ft-lb	156 N-m
7500lb & 33Kn	225 ft-lb	305 N-m

**IT IS RECOMMEND THE CROSS BOLT  
BE REPLACED IF THE ARM NEEDS  
REMOVED AFTER IT HAS BEEN IN SERVICE.**

CROSS BOLT	CROSS BOLT	CROSS BOLT	CROSS BOLT
5000 & 22KN	5000 & 22KN	7500 & 33KN	7500 & 33KN
SHORT LONG DOUBLE	UPREACH	SHORT LONG DOUBLE	UPREACH
21-5000-24	21-5000-25	21-5000-28	21-5000-25

**Instruction  
Sheet**



VEKTEK, INC.  
1334 E. SIXTH AVE. P.O. BOX 625  
EMPORIA, KS. 66801 U.S.A.

**Arm Installation Instruction Sheet**

**Low Profile Swing Clamps**

SIZE A	IS1505	REV C
-----------	--------	----------

FORM FEG041-1S.AS1ZE, REV. B

C	2799	RELEASE	JDW	01/29/15
REV	IN ACCORDANCE WITH ECN	EFFECTIVE DATE	REVISED BY	DATE
DRW BY:	MES	<b>DRAWING STATUS: Released</b>		
DATE:	08/01/05	PRODUCTION APPROVED FOR RELEASED STATUS ONLY		