



VEKTEK, INC.
1334 E. SIXTH AVE.
P.O. BOX 625
EMPORIA, KS. 66801
U.S.A.

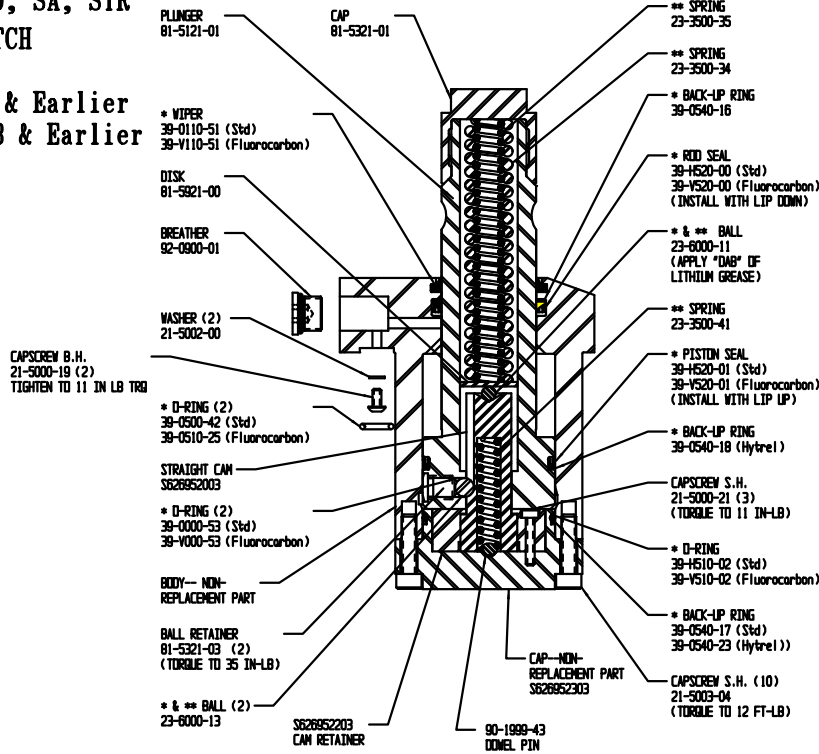
PARTS LIST

PL-7111
REV. H ECN2503
PAGE 1 OF 1

ASSEMBLIES AFFECTED: 15052102
15052102F

DRAWN/DATE ROMINE
05/23/02

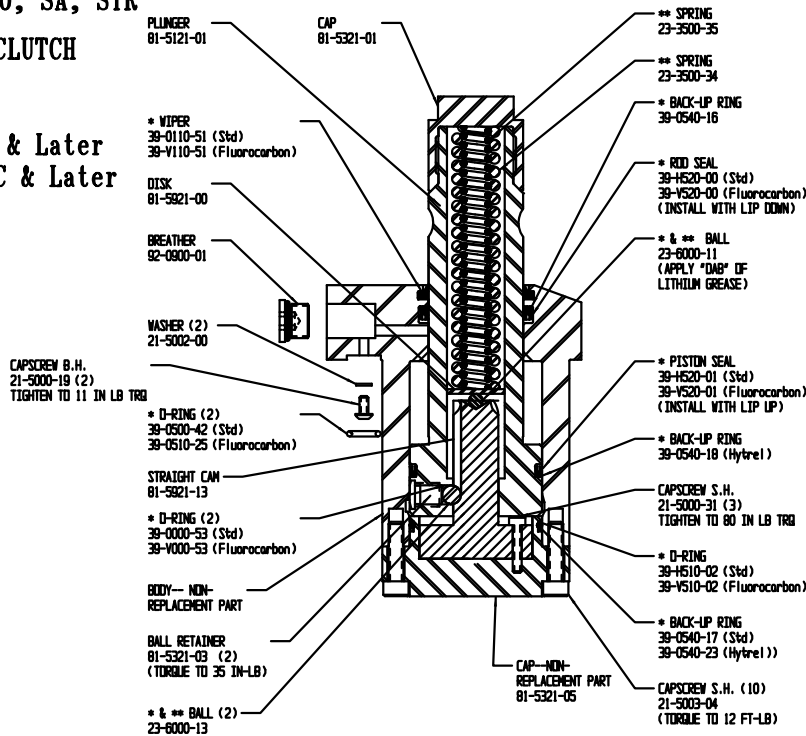
ASSY, SC, LP, TF, 7500, SA, STR
UNIT WITH PLUNGER CLUTCH
MODELS THAT APPLY
15052102 , Revision B & Earlier
15052102F , Revision B & Earlier



APPLY LUBRICANT TO ALL SEALS PRIOR TO INSTALLATION.
DO NOT USE SILICONE TYPE LUBRICANTS.
FOR PROPER ARM MOUNTING SEE IS-1505

* INCLUDED IN SEAL KIT (Std) 60-7110-15
(Fluorocarbon) 6V-7110-14
** INCLUDED IN SPRING KIT 61-7040-06

ASSY, SC, LP, TF, 7500, SA, STR
UNIT WITHOUT PLUNGER CLUTCH
AS OF 11/09/04
MODELS THAT APPLY
15052102 , Revision C & Later
15052102F , Revision C & Later



APPLY LUBRICANT TO ALL SEALS PRIOR TO INSTALLATION.
DO NOT USE SILICONE TYPE LUBRICANTS.
FOR PROPER ARM MOUNTING SEE IS-1505

* INCLUDED IN SEAL KIT (Std) 60-7110-15
(Fluorocarbon) 6V-7110-14
** INCLUDED IN SPRING KIT 61-7040-09

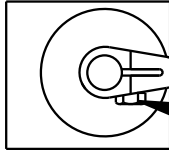
1 **2**

**READ ALL INSTRUCTIONS BEFORE INSTALLING ARMS
FAILURE TO FOLLOW INSTALLATION INSTRUCTIONS
WILL VOID PRODUCT WARRANTY !**

-Installing or Positioning of Low Profile Swing Clamp Arms-

**NOTE: If the arm is already installed on the plunger,
loosen the cap screw.**

**CAUTION: Never attempt to rotate the arm before loosening
the cap screw. This can damage the plunger rotating mechanism.**



- 1. Rotate the arm to the desired radial position.**
- 2. Tighten to the torque specification listed below.**

MODEL	TORQUE ft-lb	TORQUE N-m
5000lb & 22Kn	115 ft-lb	156 N-m
7500lb & 33Kn	225 ft-lb	305 N-m

**IT IS RECOMMEND THE CROSS BOLT
BE REPLACED IF THE ARM NEEDS
REMOVED AFTER IT HAS BEEN IN SERVICE.**

CROSS BOLT	CROSS BOLT	CROSS BOLT	CROSS BOLT
5000 & 22KN	5000 & 22KN	7500 & 33KN	7500 & 33KN
SHORT LONG DOUBLE	UPREACH	SHORT LONG DOUBLE	UPREACH
21-5000-24	21-5000-25	21-5000-28	21-5000-25

**Instruction
Sheet**



VEKTEK, INC.
1334 E. SIXTH AVE. P.O. BOX 625
EMPORIA, KS. 66801 U.S.A.

Arm Installation Instruction Sheet

Low Profile Swing Clamps

SIZE A 1S1505 REV C

FORM FEG041-1S-ASIZE, REV. B

C	2799	RELEASE	JDW	01/29/15
REV	IN ACCORDANCE WITH ECN	EFFECTIVE DATE	REVISED BY	DATE
DRW BY: MES	DRAWING STATUS: Released			
DATE: 08/01/05	PRODUCTION APPROVED FOR RELEASED STATUS ONLY			