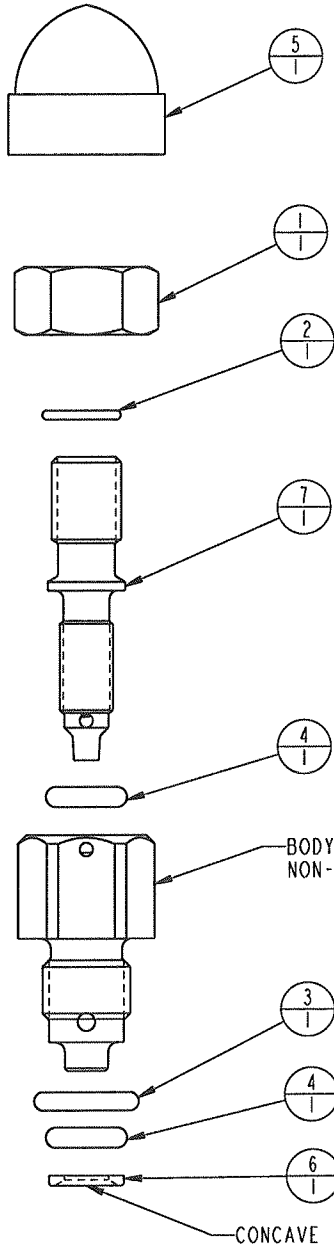



MODEL NO.			MODEL NAME	
70203770			ASSY, FLOW CONTROL, SAE 2, 480	
NO.	QTY	PART NO.	DESCRIPTION	SEAL KIT
1	1	21420020	NUT, HEX, 1/4-28, NYLON	NO
2	1	23002018	RETAINING RING, ROUND, INTL, 7mm	NO
3	1	39000042	O-RING, (-902), .239x.064, 90 AU	YES
4	2	39000076	O-RING, (-007), .145x.070, 90 AU	YES
5	1	68050004	CAP, DOME, HEX, 1/4	NO
6	1	87000034	SPACER, FLOW CONTROL, SAE 2	NO
7	1	97020000	ASSY, NEEDLE & STEM, SAE2 / G1/8	NO
N/A	N/A	60701606	KIT, SEAL, FLOW CONTROL, SAE 2	NOTED



THIS IS A TWO PAGE PARTS LIST.
 THIS FIRST PAGE APPLIES TO
 MODEL NO. 70-2037-70 REVISION "D"
 AND LATER REVISIONS.
 THE SECOND PAGE APPLIES TO REVISION "C"
 AND EARLIER REVISIONS.

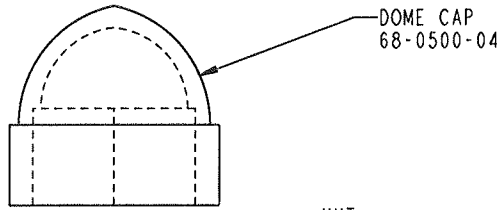


- NOTES:
 1. APPLY LUBRICANT TO ALL SEALS
 PRIOR TO INSTALLATION.
 2. DO NOT USE SILICONE TYPE LUBRICANTS.

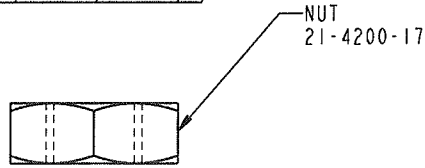
PARTS LIST	 VEKTEK, INC. 1334 E. SIXTH AVE. P.O. BOX 625 EMPORIA, KS. 66801 U.S.A.	
	ASSEMBLIES AFFECTED 70-2037-70	PARTS LIST, ASSY, FLOW CONTROL, SAE 2, .480 *****
DRAWN BY: GAV DATE: 06/30/08	DRAWING STATUS: Released PRODUCTION APPROVED FOR RELEASED STATUS ONLY	SIZE A PL7121 REV C

C	2302	RELEASE	K. ROEMER	07/29/11
REV	IN ACCORDANCE WITH ECN	EFFECTIVE DATE	REVISED BY	DATE

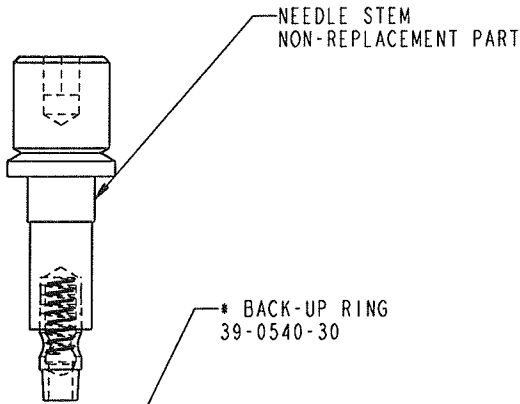
SHEET 1 OF 1



DOME CAP
68-0500-04

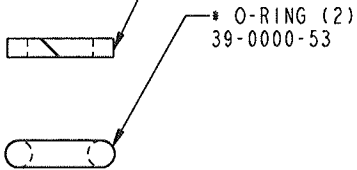


NUT
21-4200-17

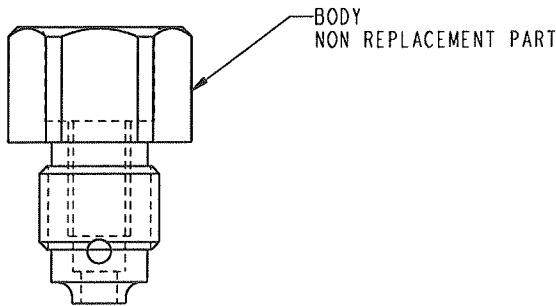


NEEDLE STEM
NON-REPLACEMENT PART

* BACK-UP RING
39-0540-30



* O-RING (2)
39-0000-53



BODY
NON REPLACEMENT PART



* O-RING
39-0000-41



DIFFUSER
87-0000-16

* INCLUDED IN SEAL KIT 60-7016-02

PARTS LIST



VEKTEK, INC.
1334 E. SIXTH AVE. P.O. BOX 625
EMPORIA, KS. 66801 U.S.A.

ASSEMBLIES AFFECTED
70-2037-70

PARTS LIST, ASSY, FLOW CONTROL, SAE 2, .420

SIZE
A PL7121

REV
B

SHEET 1 OF 1

FORM FEG035_PL-ASIZE, REV. A

B	1983	RELEASED	GLR	12/19/08
REV	IN ACCORDANCE WITH ECN	EFFECTIVE DATE	REVISED BY	DATE
DRW BY:	DRAWING STATUS: Released			
DATE: 6-30-08	PRODUCTION APPROVED FOR RELEASED STATUS ONLY			