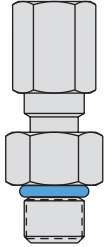


Fittings

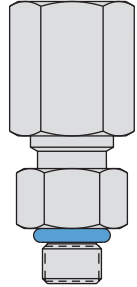
Connectors, Elbows and Tees

SAE J514 Flareless Tube - SAE Straight Thread

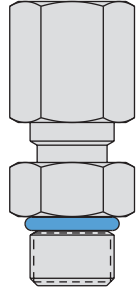
30-0001-22
Connector,
1/8 Tube - SAE 2



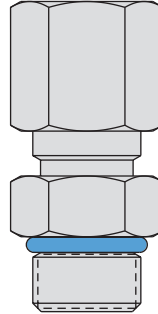
30-0001-42
Connector,
1/4 Tube - SAE 2



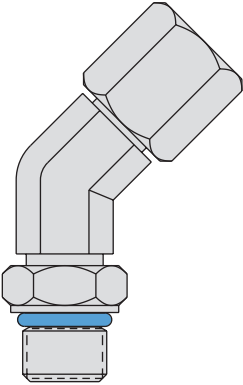
30-0001-44
Connector,
1/4 Tube - SAE 4



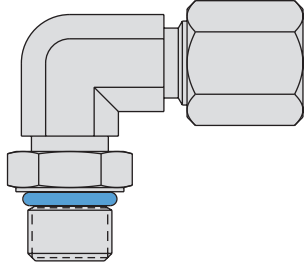
30-0001-66
Connector,
3/8 Tube - SAE 6



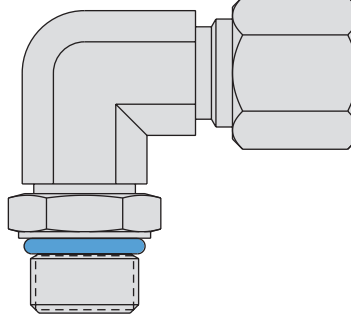
30-1501-44
45° Elbow, Adjustable,
1/4 Tube - SAE 4



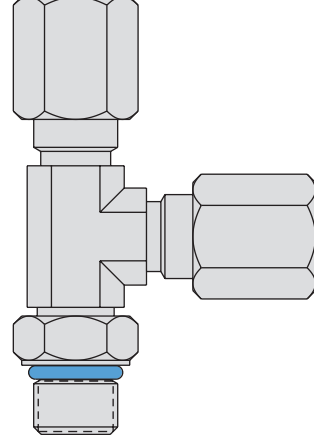
30-1601-44
90° Elbow, Adjustable,
1/4 Tube - SAE 4



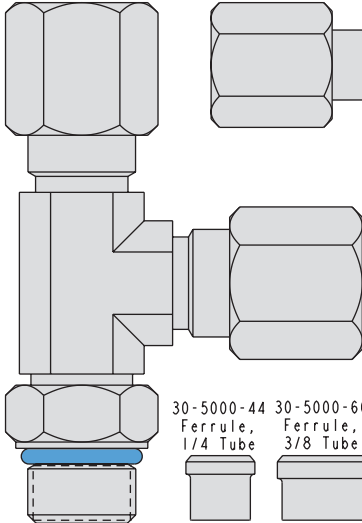
30-1601-66
90° Elbow, Adjustable,
3/8 Tube - SAE 6



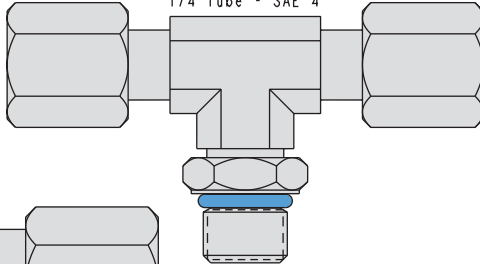
30-2310-44
Tee, Run, Adjustable,
1/4 Tube - SAE 4



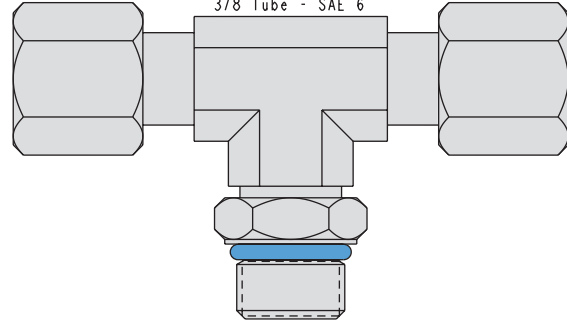
30-2310-66
Tee, Run, Adjustable,
3/8 Tube - SAE 6



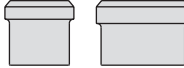
30-2410-44
Tee, Branch, Adjustable,
1/4 Tube - SAE 4



30-2410-66
Tee, Branch, Adjustable,
3/8 Tube - SAE 6



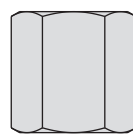
30-5000-44
Ferrule,
1/4 Tube



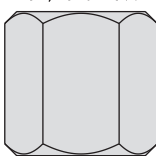
30-5000-66
Ferrule,
3/8 Tube



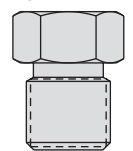
30-4000-44
Nut, 1/4 Tube



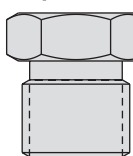
30-4000-66
Nut, 3/8 Tube



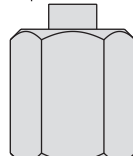
30-6000-44
Plug, 1/4 Tube



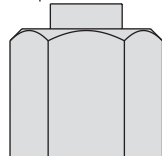
30-6000-66
Plug, 3/8 Tube



30-9000-44
Cap, 1/4 Tube



30-9000-66
Cap, 3/8 Tube



H-1

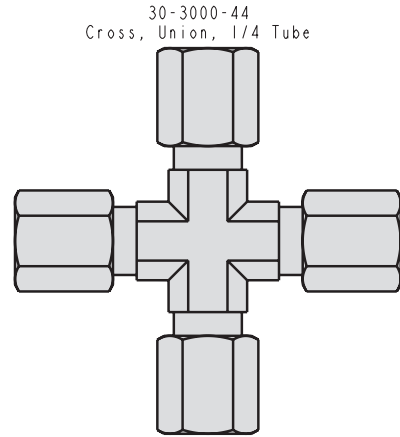
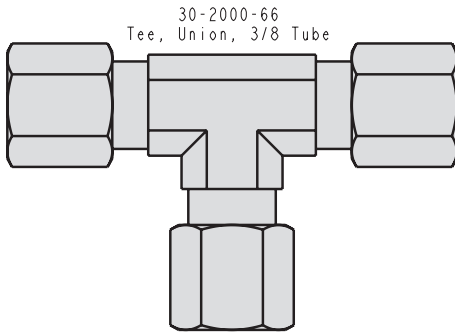
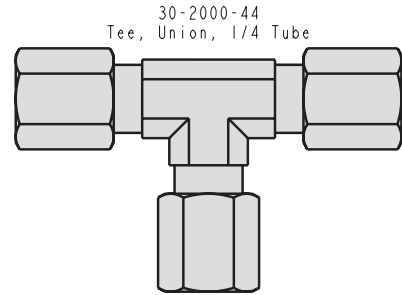
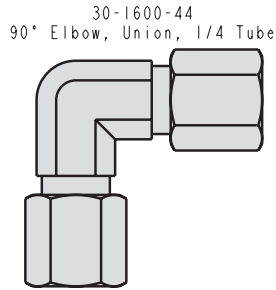
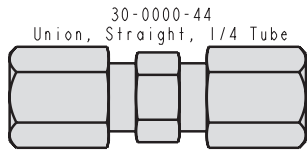


ILS300000 REV F

Fittings

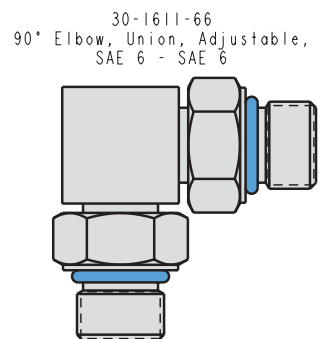
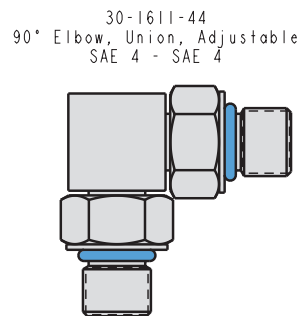
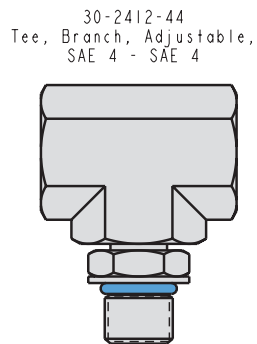
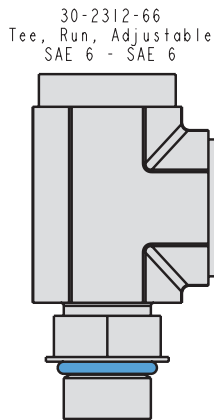
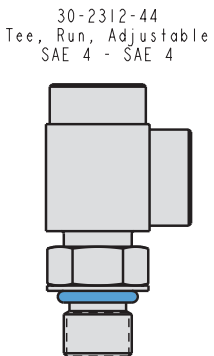
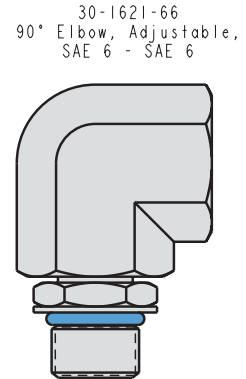
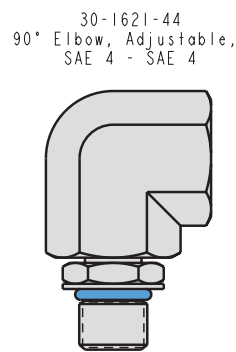
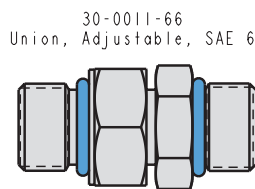
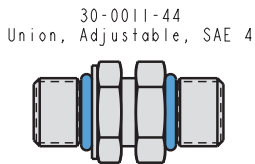
Flareless Tube and Straight Thread Fittings

SAE J514, Flareless Tube Fittings



H-2

SAE Straight Thread

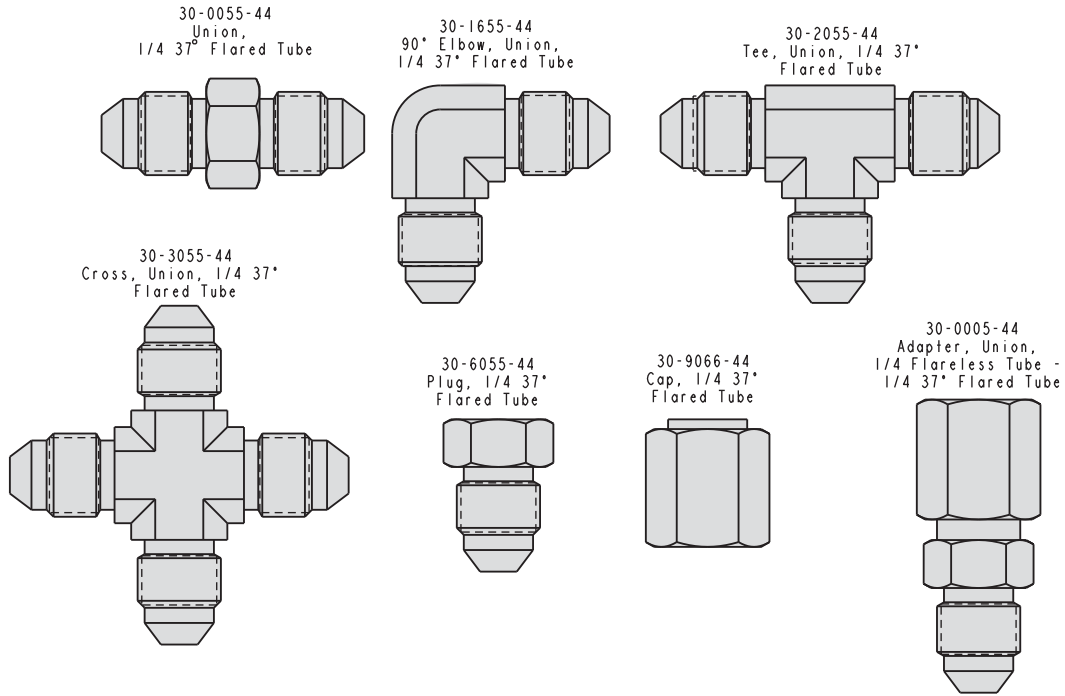


ILS300001 REV D

Fittings

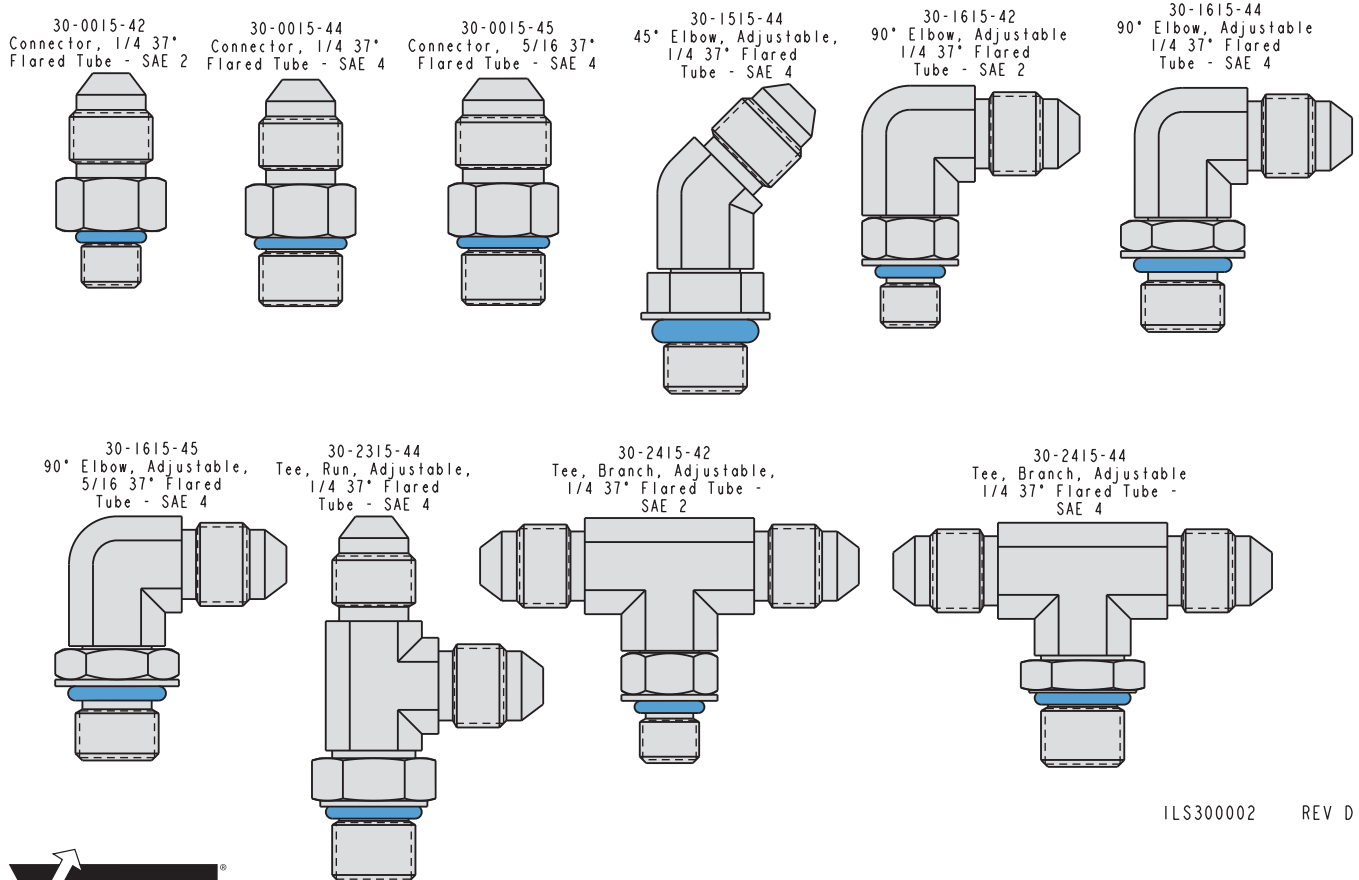
Flared Tube Fittings

SAE J514 Flared Tube Fittings 37°



H-3

SAE J514 Flared Tube 37° - SAE Straight Thread

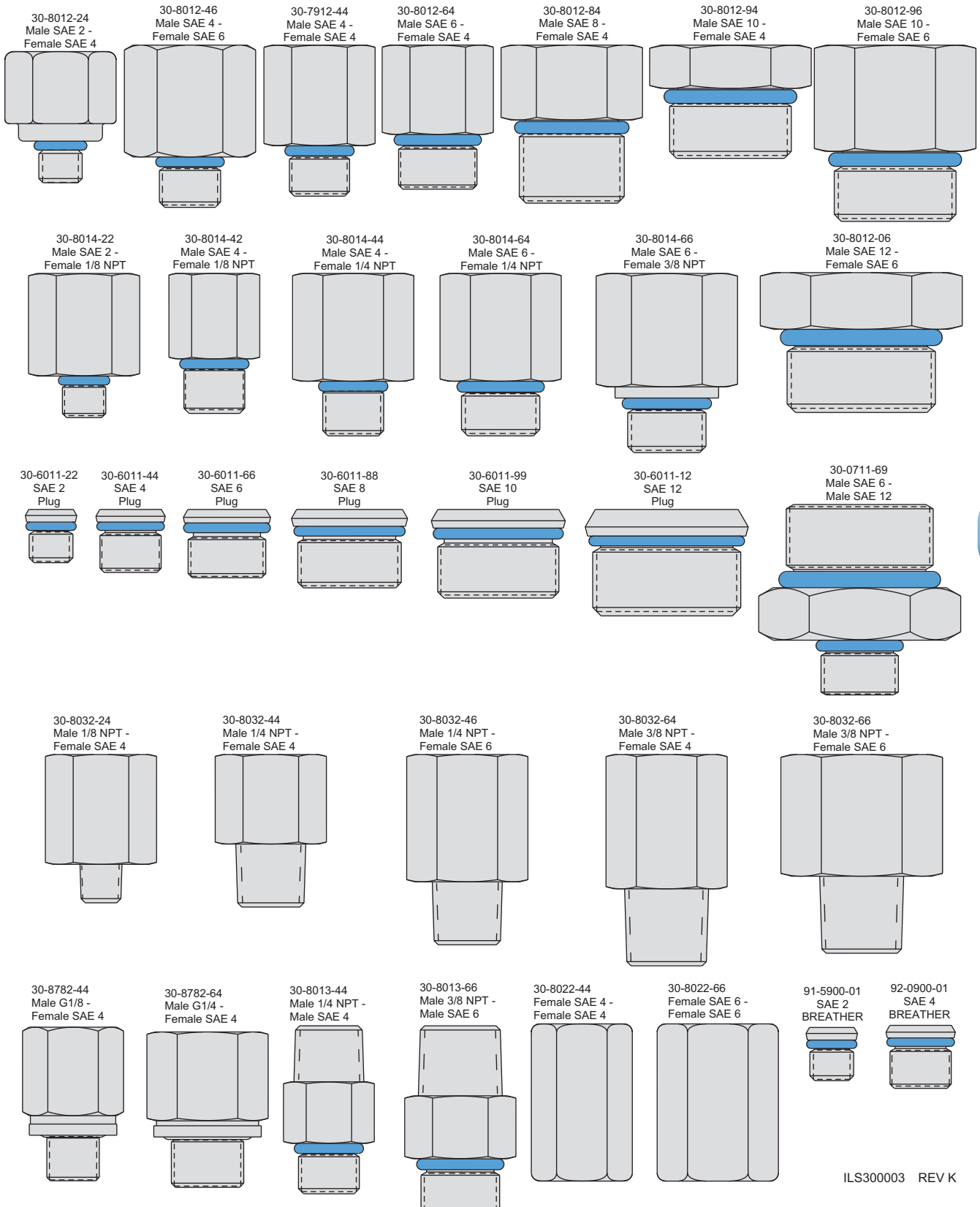


ILS300002 REV D



Fittings

Adapters and Plugs



H-4

ILS300003 REV K

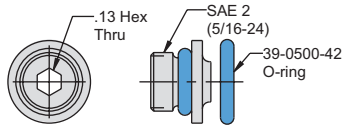


Fittings

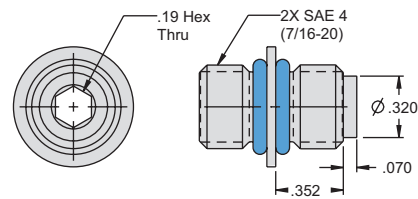
Special Use Adapters

Special Use Adapters

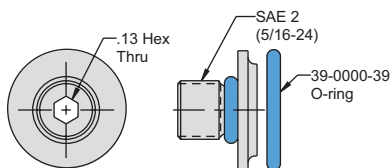
Part No. 30-8711-20
For Manifold Mounting
Top Flange Swing Clamps,
Top Flange Push/Pull Cylinders and
Tufflink 360 Link Clamps



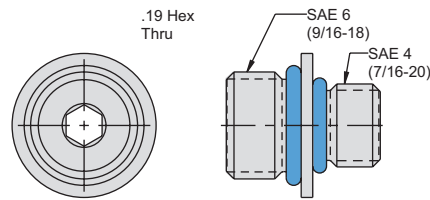
Part No. 30-8711-44



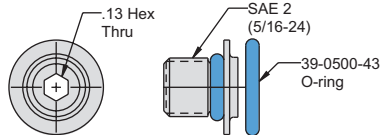
Part No. 30-8711-21



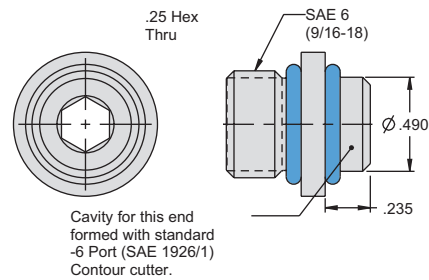
Part No. 30-8711-46



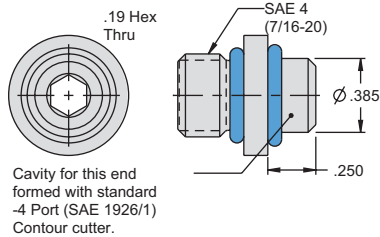
Part No. 30-8711-23
For Manifold Mounting
32-1241-00 & 32-1261-01 Single Path,
32-2242-00 & 32-2262-00 Dual Path and
32-4244-00 & 32-4264-00 Quad Path
Rotary Unions



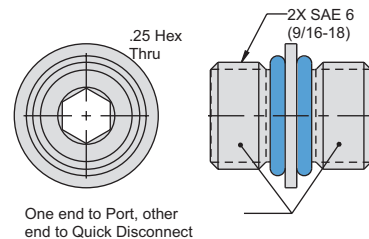
Part No. 30-8711-60
For Manifold Porting
32-1261-01 (SAE 6 Single
Path) Rotary Unions



Part No. 30-8711-40
For Manifold Porting
32-1241-00 (SAE 4 Single
Path) Rotary Unions

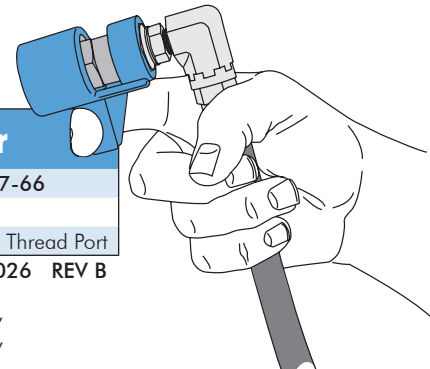



Part No. 30-8711-66
Adapter for Quick Disconnect
30-7827-66, 30-7727-66
30-7827-60, 30-7727-60



O-rings are furnished with all adapters.

ILS300004 REV G



Quick Connect with Trigger

For use with Male coupler Part No. 30-7727-66

Model No.	Description
56-0009-01	SAE J1926/1:9/16-18 (SAE 6) Straight Thread Port

ILS560026 REV B

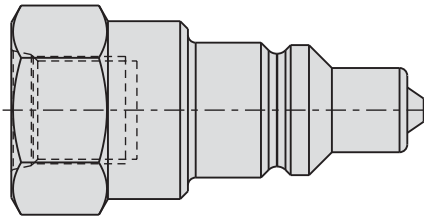
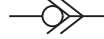
*For use with: 56-0001-01, 56-0001-02, 56-0001-03,
56-0002-01, 56-0002-02, 56-0002-03,
56-0006-06, and 56-0006-07



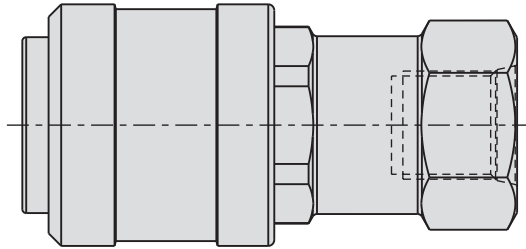
Quick Connects



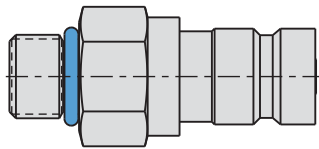
30-7727-66
Male Half, Quick Disconnect.
SAE 6 (9/16-18) Port.
Recommended for use on
main supply hydraulic lines



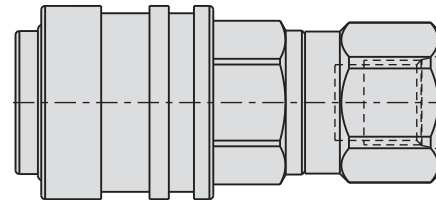
30-7827-66
Female Half, Quick Disconnect.
SAE 6 (9/16-18) Port
Recommended for use on
main supply hydraulic lines.



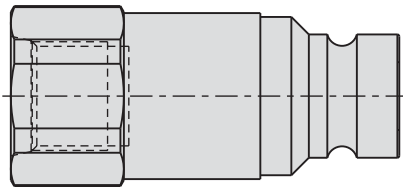
30-7717-44
Male Half, Quick Disconnect
SAE 4 (7/16-20) Stud End
Designed for use in small fixtures.



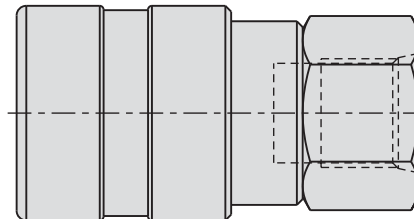
30-7827-44
Female Half, Quick Disconnect
SAE 4 (7/16-20) Port
Designed for use in small fixtures.



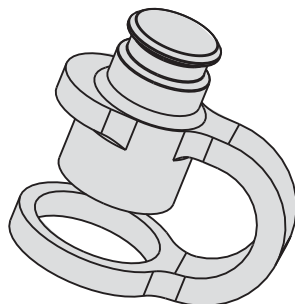
30-7727-60
Male Half, Flat Face
Quick Disconnect.
SAE 6 (9/16-18) Port



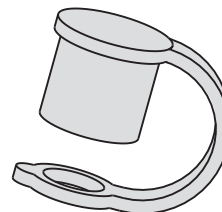
30-7827-60
Female Half, Flat Face
Quick Disconnect.
SAE 6 (9/16-18) Port



30-7197-06
Dust Cover: For Use
on 30-7727-66 or
30-7827-66



30-7197-04
Dust Cover: For Use
on 30-7717-44



ILS300005

REV G