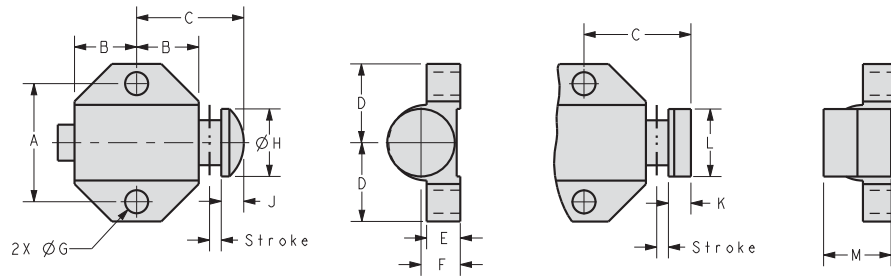


Hardware

Tooling Components



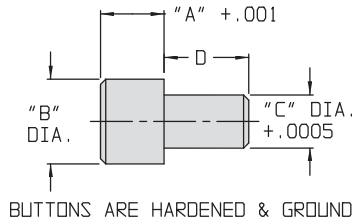
ILS660000 REV J

Aluminum Body Spring Stop Dimensions

Model No.	Nose Shape	Force** (lb)	Stroke	A	B	C	D	E	F	G	H	J	K	L	M
66-0010-00	Round	10	0.13	0.66	0.34	0.59	0.44	0.19	0.22	0.13	0.38	0.13	N/A	N/A	N/A
66-0014-00	Round	14	0.19	1.13	0.50	0.94	0.75	0.25	0.31	0.19	0.56	0.19	N/A	N/A	N/A
66-0032-00	Round	32	0.25	1.50	0.69	1.25	1.00	0.31	0.56	0.26	0.81	0.25	N/A	N/A	N/A
66-0010-01	Square	10	0.13	0.66	0.34	0.59	0.44	0.19	0.22	0.13	N/A	N/A	0.13	0.38	0.38
66-0014-01	Square	14	0.19	1.13	0.50	0.94	0.75	0.25	0.31	0.19	N/A	N/A	0.19	0.62	0.62
66-0032-01	Square	32	0.25	1.50	0.69	1.25	1.00	0.31	0.56	0.26	N/A	N/A	0.31	0.75	0.75

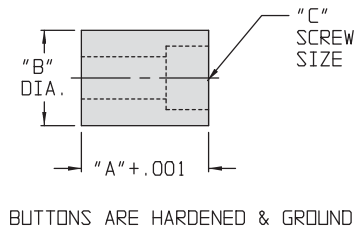
** At mid stroke

NOTE: Actual dimensions may differ slightly from listed nominal dimensions.



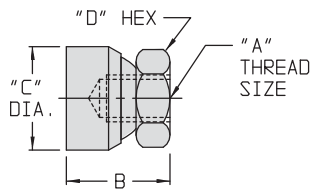
Press Fit Rest Buttons

Model No.	A	B	C	D
66-0438-01	0.375	0.38	0.1880	0.38
66-0462-02	0.500	0.62	0.3755	0.62



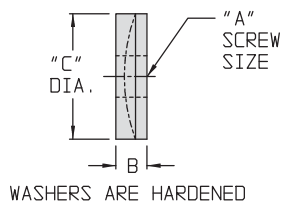
Screw On Buttons

Model No.	A	B	C
66-0562-01	0.375	0.62	1/4 S.H.C.S.
66-0562-02	0.500	0.62	1/4 S.H.C.S.
66-0562-04	0.750	0.62	1/4 S.H.C.S.
66-0562-05	1.000	0.62	1/4 S.H.C.S.



Toggle Pads

Model No.	A	B	C	D
66-0625-00	1/4-20 X 0.41	0.62	0.62	0.50
66-0632-00	5/16-18 X 0.42	0.75	0.68	0.56
66-0638-00	3/8-16 X 0.50	0.81	0.75	0.62
66-0650-00	1/2-13 X 0.53	0.94	0.88	0.75
66-0662-00	5/8-11 X 0.56	1.00	1.00	0.88



Spherical Washers

Model No.	A	B	C
66-0862-00	5/8	0.32	1.38

ILS660400 REV C

