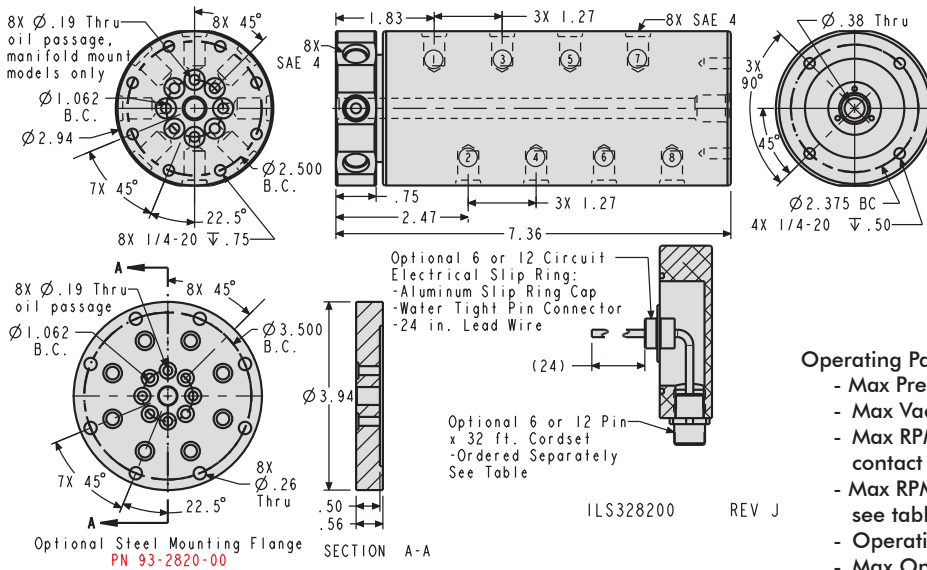


# Miscellaneous Plumbing

## Rotating Union, 8 Path

### 8 Path Rotating Unions



#### Operating Parameter Guidelines:

- Max Pressure with or without slip ring 5,000 psi.
- Max Vacuum: 30 Hg with or without slip ring.
- Max RPM under vacuum with or without slip ring contact factory.
- Max RPM under pressure with or without slip ring, see table on page I-3.
- Operating Temperature with slip ring 0° - 176° F.
- Max Operating Temperature Range without slip ring 0° - 220° F.
- Air may be run in any available passage.

For Proper sealing, mating surface should be flat to 0.003 in. with a maximum 32 μ in.  $R_a$  surface finish.

### 8 Path Rotary Unions

Model No.	Hydraulic Input Connection*	Electrical Slip Ring Option	Maximum Current/Circuit	Maximum Volts/Circuit	Lead Wire Length	Optional Flange Model No.**	Optional Cordset***
32-8248-00	SAE 4	N/A	N/A	N/A	N/A		N/A
32-8248-00-ES6A	SAE 4	6 Circuit	2 Amp	120 VAC	24"		27-6424-01
32-8248-00-ES12A	SAE 4	12 Circuit	2 Amp	120 VDC	24"		27-6424-02
32-8248-01	O-ring Face Seal*	N/A	N/A	N/A	N/A	93-2820-00	N/A
32-8248-01-ES6A	O-ring Face Seal*	6 Circuit	2 Amp	120 VAC	24"		27-6424-01
32-8248-01-ES12A	O-ring Face Seal*	12 Circuit	2 Amp	120 VDC	24"		27-6424-02

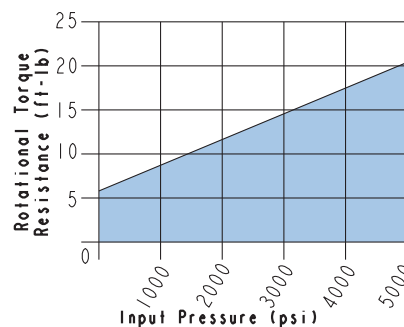
\* O-rings furnished: -009, 70A, NBR Part No. 39-0500-36

\*\* Optional Mounting Flange includes:

- 8 SHCS 1/4-20 x 1/2 Part No. 21-4100-63
- 8 O-rings -009, 70A NBR Part No. 39-0500-36
- 1 O-rings -012, 70A NBR Part No. 39-0020-09
- 1 O-ring -013, 70A NBR Part No. 39-0000-72

\*\*\* Order Cord set Separately

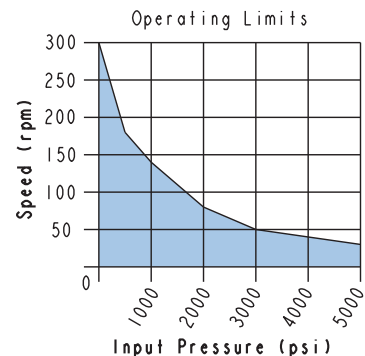
Installation instructions available.  
 Request IS3205 or visit our online catalog for a link to this document.



Model No.  
 32-8248-00 32-8248-01  
 32-8248-00-ES6A 32-8248-01-ES6A  
 32-8248-00-ES12A 32-8248-01-ES12A

Torque data based on all passages (ports) pressurized

ILS321215 REV A



Model No.  
 32-8248-00 32-8248-01  
 32-8248-00-ES6A 32-8248-01-ES6A  
 32-8248-00-ES12A 32-8248-01-ES12A

ILS321218 REV A



# Miscellaneous Plumbing

## Rotating Unions

### Standard Features Single, Dual, Quad, 6, 8 and 12 Flow Path Models

Rotating unions are a rotary connection, feeding pressure to fixtures while allowing full 360° rotation of the fixture with or without pressure. A machine or independent indexer may do this indexing. Rotating unions allow “live” hydraulic power to be supplied to fixtures during the machining cycle.

- Single, dual, quad, 6, 8, and 12 path models are available to fit your application.
- SAE 6 models are required for major fluid distribution and all remote valve systems. SAE 4 models may be used on double acting systems and small single acting systems where speed of retraction is not critical.
- Most units may be either manifold mounted or used with standard fittings.

The leak free design eliminates the need for a drain or vent line required by standard industrial models. This feature also reduces the demand for pressure present in industrial models that can cause pump cycling.

All units include internal bearings to increase life under loaded applications. Quad path models are often installed in machine doors to feed two independent dual path models on fixtures, making VektorFlo® the choice for all of your machine clamping needs. Integral mounting holes and multiple plumbing options make VektorFlo® designs easier to use than specialized larger industrial model.



### Maximum RPM at Various Pressures with Petroleum Based Fluids

Model No.	Configuration	500 psi	1000 psi	2000 psi	3000 psi	4000 psi	5000 psi
32-1261-00	Single Path	915	460	230	150	115	90
32-1241-00	Single Path	460	230	115	75	60	50
32-1261-01							
32-1461-41	Single Path	380	190	95	65	50	40
32-2242-00	Dual Path	380	190	95	65	50	40
32-2262-00							
32-2242-01							
32-2262-01							
32-4244-00	Quad Path	380	190	95	65	50	40
32-4264-00							
32-6246-00	6 Path	180	140	80	50	40	30
32-6246-01	6 Path with Slip Ring	100	100	80	50	40	30
32-6246-00							
32-8248-00	8 Path	180	140	80	50	40	30
32-8248-01	8 Path with Slip Ring	100	100	80	50	40	30
32-8248-00							
32-1224-12	12 Path	150	110	60	40	30	20
32-1224-13							
32-1224-12	12 Path with Slip Ring	100	100	60	40	30	20
32-1224-13							

ILS321200 REV F

