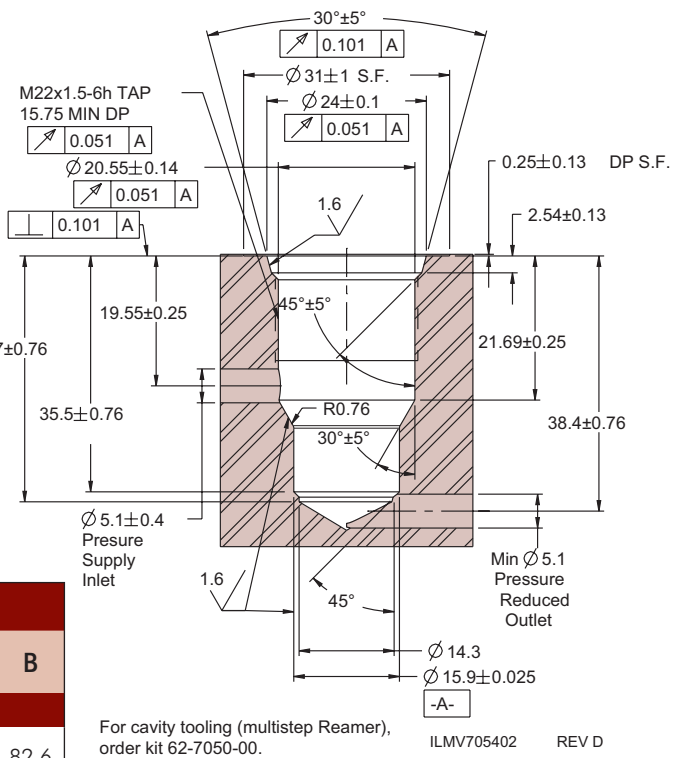
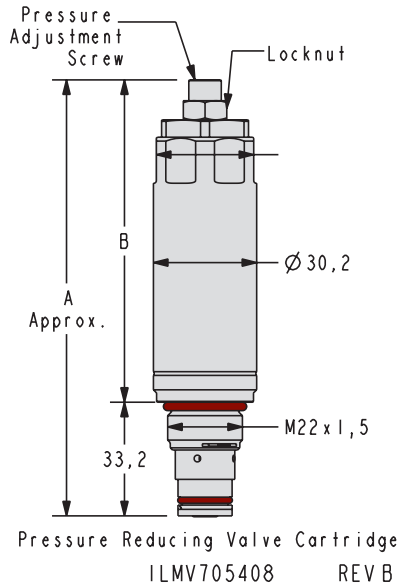




Accessory Valves

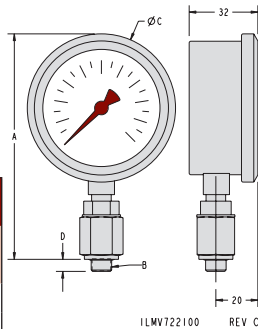
Pressure Reducing Valve



Pressure Reducing Valve					
Model No.	Inlet Pressure	Set Pressure Range	Repeatability	A	B
Cartridge Only					
47-0540-00	350 bar (35 MPa)	52-310 bar (5.2 -31.0 MPa)	± 7%	127	82.6
47-0540-04	< 200 bar (20 MPa)	10 - 62 bar (1-6.2 MPa)	± 10%	144	100.7
	>200 bar (20 MPa)	20-62 bar (2.0 - 6.2 MPa)			

Standard Gauges

- Liquid filled gauges up to 700 bar (70 MPa) analog readouts.
- Conform to ANSI standard B40.1 Grade B. G 1/8 or G 1/4 connections.



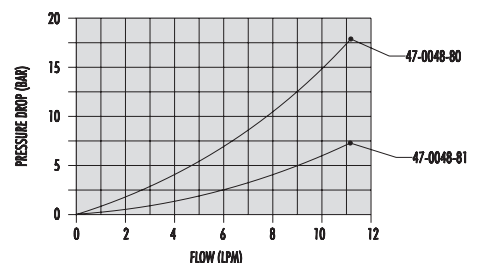
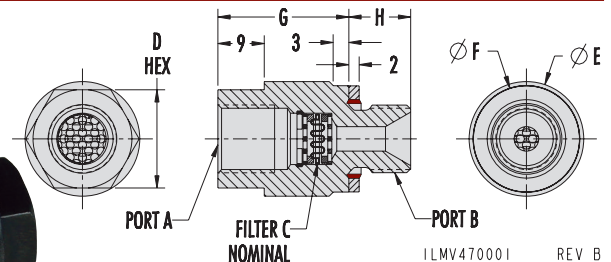
To extend the life of Pressure Gauges, run your system at no more than **75%** of the gauge scale.



Gauges					
Model No.	Pressure Range	A	B	C	D
47-2210-00	0-350 bar	107	G 1/8	69	4.7
47-2210-01	0-700 bar				
47-2210-02	0-350 bar	106	G 1/4	69	11
47-2210-03	0-700 bar				

In-line Filter

- Available in 2 filter ratings; 10 and 25 Micron.
- Filters at 350 bar (35 MPa) in either flow direction.
- Compact in-line design for maximum flexibility.
- Serviceable for cleaning or filter replacement.
- Maximum flow of 11.3 l/minute.
- Maximum ambient temperature of 93° C.



In-line Filters								
Model No.	A	B	C	D	E	F	G	H
47-0048-80	G 1/4	G 1/4	10 Micron	19	22.2	18.8	25.4	11.9
47-0048-81	G 1/4	G 1/4	25 Micron	19	22.2	18.8	25.4	11.9