

Palletized Fixture Accessories

Automatic Shutoff Valve Decoupler Block and Two-Handed Operating Handle

Automatic Shutoff Valve Decouplers for Single and Double Acting Systems

- Decouplers are a convenient, self-contained package that includes quick connect couplings, filters, over pressure relief valve and a pilot operated check valve.
- External ports and manifold mounting connections (bottom and rear) are G 1/4 female.
- Robust pilot operated check valve with 1:5 pilot to check pressure extends proven long-term reliability.
- Check valve has added protection from the internal 25 micron filter.
- Single acting pallet circuits require 2 hoses to the Operating Handle for pressure release. For single hose systems see the Manual Shutoff Valve Decoupler, (Page K-2).
- Additional filtration available for the B return port through the use of manifold mount and in-line filtration.



Model No.	Pressure Range Bar (MPa)	Optional Accumulator	Accumulator Capacity (cm ³)	B Return Port Filter B4
45-6007-03	140-350 (14-35 MPa)	49-0116-01	52	47-0048-81
	70-250 (7-25 MPa)	49-0116-02	59	

Automatic Shutoff Valve Decoupler Handle
Model No. 45-6005-04

For use with Automatic Shutoff Valve Decoupler: Model No. 45-6007-03

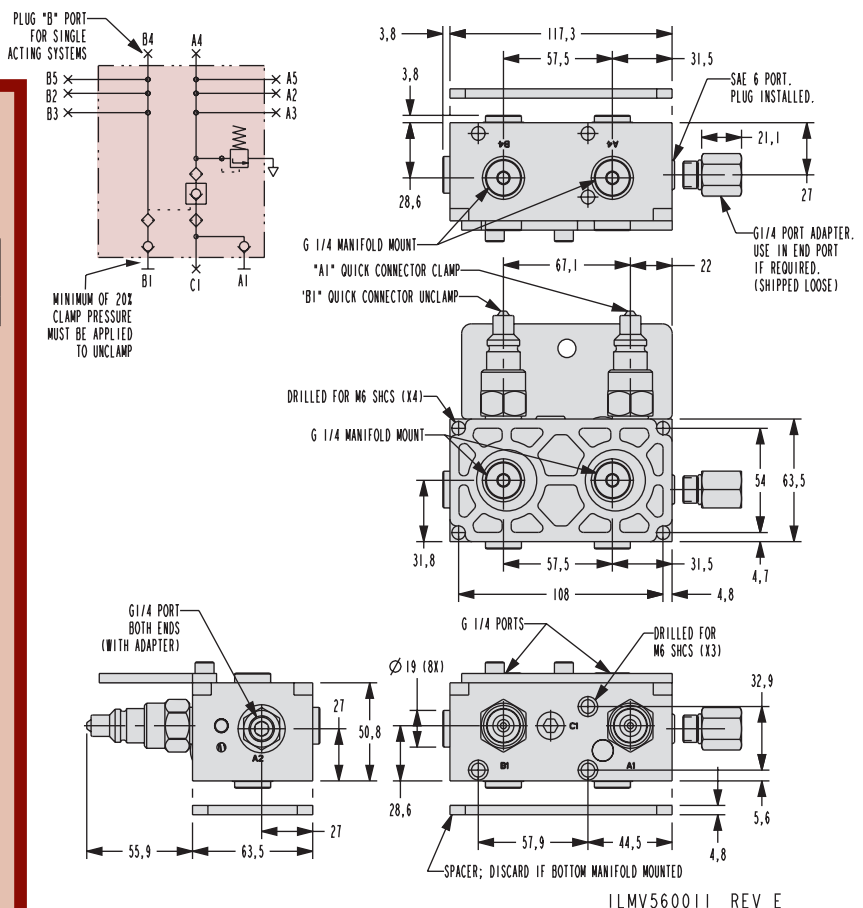
A1- Clamp, Quick Coupler
B1- Unclamp, Quick Coupler

G1/4

ILLMV560007 REV D

Two-Handed Operating Handle

- Provides fast, positive connection to the Decoupler



NOTE: This automatic Shutoff Valve Decoupler and Operating Handle must be used with a suitable pump which includes a 3-position/4-port, P-blocked center ("A" & "B" connected to "Tank") directional control valve for operation of single or double acting systems. One Automatic Shutoff Decoupler can be used to operate only one double acting or one single acting circuit. For operation of a single acting circuit, plug the Decoupler port "B" (as shown in the schematic above).

Palletized Fixture Accessories

Handle Storage Station

Handle Docking Station with optional feedback sensor

A Docking Station is now available for the 2-Handed Automatic Shutoff Pallet Decoupler Handle. This handy device provides a standard contamination-free location for quick-disconnect handle storage. The Handle Docking Station has a drain pan to keep your work area free of slip and fall hazards created by dripping disconnects.

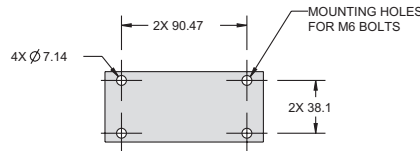
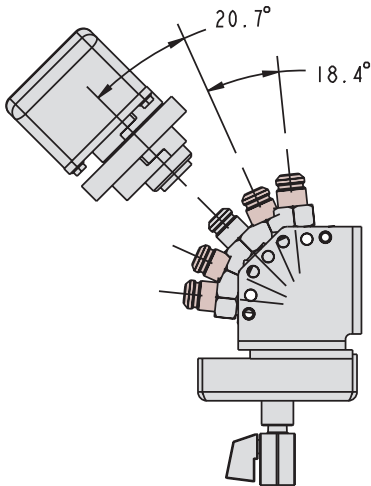
- The optional Proximity Switch confirms the decoupler handle and hoses are connected to the docking station. The pallet can then be safely shuttled into the machine.
- Adjustable five positions ensure the Docking Station is ergonomically friendly for operators.
- Couplers are BHC™ treated for long life.
- Flexible mounting allows for vertical, horizontal or pole applications.
- Mounting holes for M6 Diameter bolts.

NEW

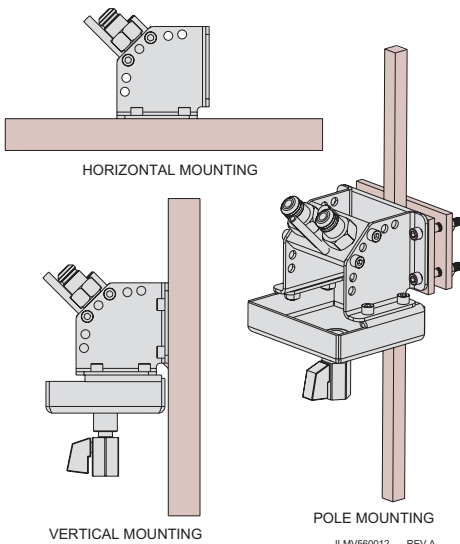
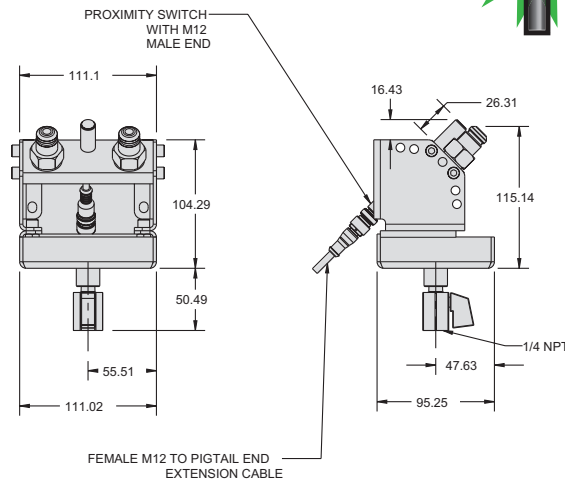


Available without Proximity Switch.

Docking Station		
Model No.	Proximity Switch	Model Size
45-6005-28	No	Two-Hand
45-6005-29	Yes	Two-Hand

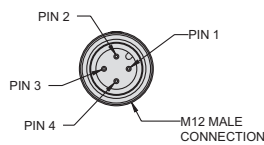


SAFETY FIRST!!

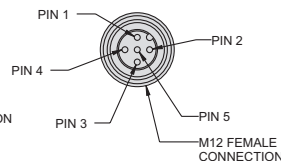


Mounting hardware not included.

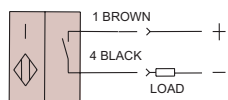
PROXIMITY SWITCH PIN OUT:



EXTENSION CABLE PIN OUT:

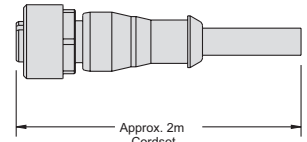


PROXIMITY SWITCH WIRE DIAGRAM



SENSOR FEATURE:
NORMALLY OPEN CONTACT
LED INDICATOR LIGHT
10 TO 36 VDC OPERATING RANGE
100 mA OPERATING CURRENT

PIN 1: BROWN (+)
PIN 2: WHITE (NOT CONNECTED)
PIN 4: BLACK (NO)
PIN 3: BLUE (NOT CONNECTED)
PIN 5: GREEN/YELLOW (NOT CONNECTED)



ILMV560030 REV A