

Palletized Fixture Accessories

Handle Storage Station

Handle Docking Station with optional feedback sensor

A Docking Station is now available for the 2-Handed Automatic Shutoff Pallet Decoupler Handle. This handy device provides a standard contamination-free location for quick-disconnect handle storage. The Handle Docking Station has a drain pan to keep your work area free of slip and fall hazards created by dripping disconnects.

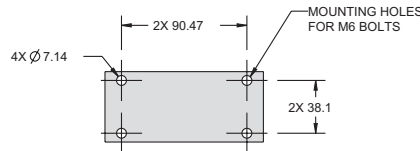
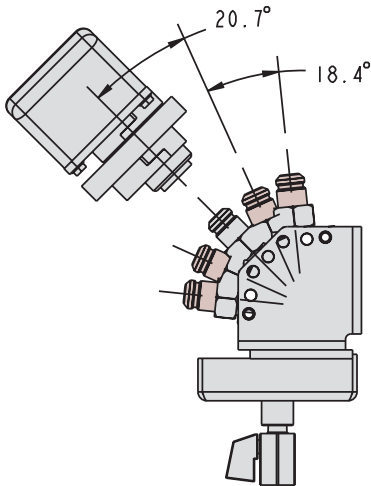
- The optional Proximity Switch confirms the decoupler handle and hoses are connected to the docking station. The pallet can then be safely shuttled into the machine.
- Adjustable five positions ensure the Docking Station is ergonomically friendly for operators.
- Couplers are BHC™ treated for long life.
- Flexible mounting allows for vertical, horizontal or pole applications.
- Mounting holes for M6 Diameter bolts.

NEW

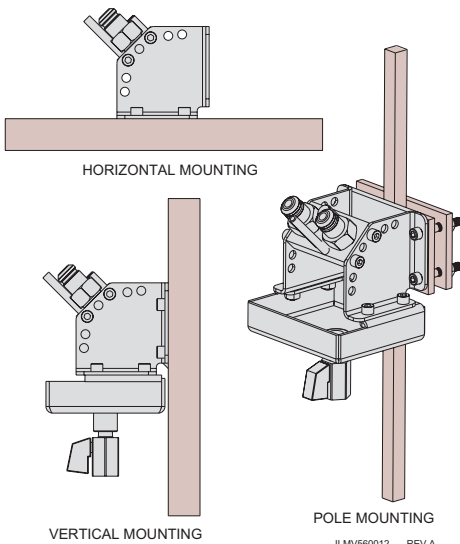
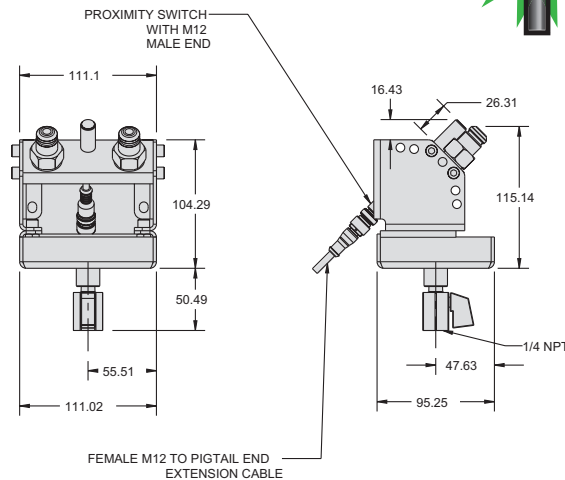


Available without Proximity Switch.

Docking Station		
Model No.	Proximity Switch	Model Size
45-6005-28	No	Two-Hand
45-6005-29	Yes	Two-Hand

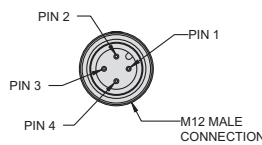


SAFETY FIRST!!

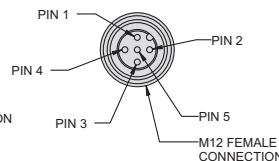


Mounting hardware not included.

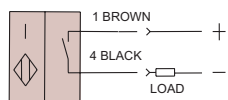
PROXIMITY SWITCH PIN OUT:



EXTENSION CABLE PIN OUT:

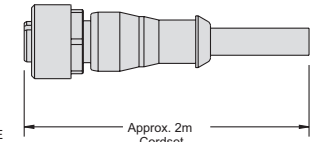


PROXIMITY SWITCH WIRE DIAGRAM



SENSOR FEATURE:
NORMALLY OPEN CONTACT
LED INDICATOR LIGHT
10 TO 36 VDC OPERATING RANGE
100 mA OPERATING CURRENT

PIN 1: BROWN (+)
PIN 2: WHITE (NOT CONNECTED)
PIN 4: BLACK (NO)
PIN 3: BLUE (NOT CONNECTED)
PIN 5: GREEN/YELLOW (NOT CONNECTED)



ILMV560030 REV A

K-9